

JAA Administrative & Guidance Material
Section Five: Licensing, Part Two: Procedures

CHAPTER 19: DETAILED THEORETICAL KNOWLEDGE SYLLABUS AND LEARNING OBJECTIVES

Subject – 021 – Aircraft General Knowledge

See Appendix 1 to JAR-FCL 1.470 and JAR-FCL 2.470

INTRODUCTION ([Issue n°5, according to SET reference](#)):

List of the changes:

021 01 01 01 Design concepts : [Reference is now made to 'load path'](#).

[021 02 03 03 Loads, stresses and aero-elastic vibrations \("flutter"\) : Insertion of 'flutter damping and resonance'](#)

[021 02 04 00 Fuselage, landing gear, doors, floor, wind-screen and windows : Insertion of 'Firewall'](#).

[021 04 01 02 System components, design, operation, indications and warnings, etc. : insertion of 'bogie beam' and of the relevant applicability for the different licences regarding emergency gear extension methods.](#)

[021 04 01 02 Landing gear : Insertion of a diagram of a landing gear used as a reference for the JAR MCQ database \(Aeroplane only\).](#)

[021 04 03 02 System components, design, operation, indications and warnings : one line has been rephrased, one line has been added.](#)

[021 04 03 04 Auto-brake : Definitions of the three different levels of operation for an auto-brake system.](#)

[021 08 02 02 Fuel system : Insertion of a diagram of a typical fuel system used as a reference for the JAR MCQ database \(only for turbine engines\).](#)

[021 09 01 02 Electrics - General, definitions, basic applications, etc. - : Insertion of 'Electro Motive Force : EMF'](#)

[021 09 03 02 AC Generation : Insertion of 'Gearbox'.](#)

[021 09 04 01 Distribution : Insertion of 4 lines to introduce 'Load sharing' and 'Load shedding'](#)

[021 09 04 01 Distribution : Insertion of a reference to an appended document describing a generic electrical system. This system is used as a reference for the JAR MCQ database \(Aeroplane and Helicopter\).](#)

[021 09 05 02 Electrical motors - Operating principle : Insertion of 'EMF'.](#)

[021 10 01 02 Piston engine : reference is now made to the Otto cycle.](#)

[021 10 03 00 Piston engine – Fuel pumps : A list of the different types of engine driven fuel pumps is now given.](#)

[021 10 04 01 Piston engine – Carburettor/Injection system : One line has been rephrased. Insertion of 'Priming' and of 'Carburettor fire'.](#)

[021 10 10 02 Piston engine – Engine handling : Introduction of 'Hydraulicicing'.](#)

[021 11 03 05 Turbine engines – Ignition : Introduction of 'vibrator'](#)

[021 11 03 06 Turbine engines – Starter : The typical start sequence must now be described on ground and in flight.](#)

[021 13 00 00 Oxygen systems : the different actuation methods are mentioned.](#)

[The SET has also introduced in the LOs, as appended documents, typical systems used as references for the JAA MCQ database. These systems are:](#)

[- Landing gear](#)

[- Hydraulic \(to be introduced at a latter date\)](#)

[- Fuel](#)

[- Pneumatic \(to be introduced at a latter date\)](#)

[- Electrical](#)

[No JAR OPS reference are used, CS/EASA references are mentioned as appropriate.](#)

JAA Administrative & Guidance Material
Section Five: Licensing, Part Two: Procedures

CHAPTER 19: DETAILED THEORETICAL KNOWLEDGE SYLLABUS AND LEARNING OBJECTIVES
 Subject – 021 – Aircraft General Knowledge
 See Appendix 1 to JAR-FCL 1.470 and JAR-FCL 2.470

Syllabus Reference	Syllabus details and associated Learning Objectives	Aeroplane		Helicopter		IR
		ATPL	CPL	ATPL/IR	ATPL	
021 00 00 00	AIRCRAFT GENERAL KNOWLEDGE – AIRFRAME AND SYSTEMS, ELECTRICS, POWERPLANT, EMERGENCY EQUIPMENT					
021 01 00 00	SYSTEM DESIGN, LOADS, STRESSES, MAINTENANCE					
021 01 01 00	System design					
021 01 01 01	Design concepts					
	LO Describe the following structural design philosophy: - safe life - fail-safe (multiple load paths) - damage-tolerant	x	x	x	x	x
	LO Describe the following system design philosophy: - redundancy	x	x	x	x	x
021 01 01 02	Level of certification					
	LO Explain and state the safety objectives associated with failure conditions (AMC 25.1309 Fig. 2).	x				
	LO Explain the relationship between the probability of a failure and the severity of the failure effects.	x		x	x	
	LO Explain why some systems are duplicated or triplicated.	x		x	x	
021 01 02 00	Loads and stresses					

JAA Administrative & Guidance Material
Section Five: Licensing, Part Two: Procedures

CHAPTER 19: DETAILED THEORETICAL KNOWLEDGE SYLLABUS AND LEARNING OBJECTIVES
 Subject – 021 – Aircraft General Knowledge
 See Appendix 1 to JAR-FCL 1.470 and JAR-FCL 2.470

Syllabus Reference	Syllabus details and associated Learning Objectives	Aeroplane		Helicopter		IR	
		ATPL	CPL	ATPL/IR	ATPL		CPL
LO	Explain the following terms: - stress - strain - tension - compression - buckling - bending - torsion - static loads - dynamic loads - cyclic loads - elastic and plastic deformation	x	x	x	x	x	
	<i>Remark: Stress is the internal force per unit area inside a structural part as a result of external loads. Strain is the deformation caused by the action of stress on a material. It is normally given as the change in dimension expressed in a percentage of the original dimensions of the object.</i>						
LO	Describe the relationship between stress and strain for a metal.	x	x	x	x	x	
021 01 03 00	Fatigue						
LO	Describe the phenomenon of fatigue.	x	x	x	x	x	
LO	Explain the relationship between the magnitude of the alternating stress and the number of cycles (S/N diagram or Wöhler curve).	x	x	x	x	x	

JAA Administrative & Guidance Material
Section Five: Licensing, Part Two: Procedures

CHAPTER 19: DETAILED THEORETICAL KNOWLEDGE SYLLABUS AND LEARNING OBJECTIVES
 Subject – 021 – Aircraft General Knowledge
 See Appendix 1 to JAR-FCL 1.470 and JAR-FCL 2.470

Syllabus Reference	Syllabus details and associated Learning Objectives	Aeroplane		Helicopter		IR
		ATPL	CPL	ATPL/IR	ATPL	
	LO Explain the implication of stress concentration factor.	x	x	x	x	x
021 01 04 00	Corrosion					
	LO Describe the following types of corrosion: - oxidation - electrolytic.	x	x	x	x	x
	LO Describe the interaction between fatigue and corrosion (stress corrosion).	x	x	x	x	x
021 01 05 00	Maintenance					
021 01 05 01	Maintenance methods: hard time and on condition					
	LO Explain the following terms: - hard time maintenance - on condition maintenance.	x	x	x	x	x
021 02 00 00	AIRFRAME					
021 02 01 00	Construction and attachment methods					
	LO Describe the principles of the following construction methods: - monocoque - semi-monocoque - cantilever - sandwich, including honey comb. - truss	x	x	x	x	x

JAA Administrative & Guidance Material
Section Five: Licensing, Part Two: Procedures

CHAPTER 19: DETAILED THEORETICAL KNOWLEDGE SYLLABUS AND LEARNING OBJECTIVES
 Subject – 021 – Aircraft General Knowledge
 See Appendix 1 to JAR-FCL 1.470 and JAR-FCL 2.470

Syllabus Reference	Syllabus details and associated Learning Objectives	Aeroplane		Helicopter		IR	
		ATPL	CPL	ATPL/IR	ATPL		CPL
	LO Describe the following attachment methods: - riveting - welding - bolting - pinning - adhesives (bonding)	x	x	x	x	x	
	LO State that sandwich structural parts need additional provisions to carry concentrated loads.	x	x	x	x	x	
021 02 02 00	Materials						
	LO Explain the following material properties: - elasticity - plasticity - stiffness - strength - strength to density ratio	x	x	x	x	x	
	LO Compare the above properties as they apply to aluminium alloys, magnesium alloys, titanium alloys, steel and composites.	x	x	x	x	x	
	LO Explain the need to use alloys rather than pure metals.	x	x	x	x	x	
	LO Explain the principle of a composite material.	x	x	x	x	x	

JAA Administrative & Guidance Material
Section Five: Licensing, Part Two: Procedures

CHAPTER 19: DETAILED THEORETICAL KNOWLEDGE SYLLABUS AND LEARNING OBJECTIVES
 Subject – 021 – Aircraft General Knowledge
 See Appendix 1 to JAR-FCL 1.470 and JAR-FCL 2.470

Syllabus Reference	Syllabus details and associated Learning Objectives	Aeroplane		Helicopter		IR	
		ATPL	CPL	ATPL/IR	ATPL		CPL
	LO Describe the function of the following components: - matrix, resin or filler - fibres	x	x	x	x	x	
	LO State the advantages and disadvantages of composite materials compared with metal alloys considering the following: - strength to weight ratio - capability to tailor the strength to the direction of the load - stiffness - electrical conductivity (lightning) - resistance to fatigue - resistance to corrosion and cost.	x	x	x	x	x	
	LO State that the following are composite fibre materials: - carbon - glass - aramide (Kevlar)	x	x	x	x	x	
021 02 03 00	Aeroplane: Wings, tail surfaces and control surfaces						
021 02 03 01	Design and construction						
	LO Describe the following types of construction: - cantilever - non cantilever (braced)	x	x				

JAA Administrative & Guidance Material
Section Five: Licensing, Part Two: Procedures

CHAPTER 19: DETAILED THEORETICAL KNOWLEDGE SYLLABUS AND LEARNING OBJECTIVES
 Subject – 021 – Aircraft General Knowledge
 See Appendix 1 to JAR-FCL 1.470 and JAR-FCL 2.470

Syllabus Reference	Syllabus details and associated Learning Objectives	Aeroplane		Helicopter		IR
		ATPL	CPL	ATPL/IR	ATPL	
021 02 03 02	Structural components					
LO	Describe the function of the following structural components: - spar and its components (web and girder or cap). - rib - stringer - skin - torsion box	x	x			
021 02 03 03	Loads, stresses and aero-elastic vibrations (“flutter”)					
LO	Describe the vertical and horizontal loads on the ground.	x	x			
LO	Describe the loads in flight for symmetrical and asymmetrical conditions, considering both vertical and horizontal loads and loads due to engine failure.	x	x			
LO	Describe the principle of flutter, flutter damping and resonance for the wing and the control surfaces.	x	x			
LO	Explain the significance on stress relief and flutter of the following: - chord wise and span wise position of masses (e.g. engines, fuel and balance masses, control balance masses). - torsional stiffness - bending flexibility	x	x			
LO	Describe the following design configurations: - conventional (low or mid set) tailplane - T-tail	x	x			

JAA Administrative & Guidance Material
Section Five: Licensing, Part Two: Procedures

CHAPTER 19: DETAILED THEORETICAL KNOWLEDGE SYLLABUS AND LEARNING OBJECTIVES
 Subject – 021 – Aircraft General Knowledge
 See Appendix 1 to JAR-FCL 1.470 and JAR-FCL 2.470

Syllabus Reference	Syllabus details and associated Learning Objectives	Aeroplane		Helicopter		IR
		ATPL	CPL	ATPL/IR	ATPL	
021 02 04 00	Fuselage, landing gear, doors, floor, wind-screen and windows					
LO	Describe the following types of fuselage construction: - monocoque - semi-monocoque	x	x	x	x	x
LO	Describe the construction and the function of the following structural components of a fuselage: - frames - bulkhead - stiffeners, stringers, longerons - skin, doublers - floor suspension (crossbeams) - floor panels - firewall	x	x	x	x	x
LO	Describe the loads on the fuselage due to pressurisation.	x	x			
LO	Describe the following loads on a main landing gear: - touch down loads (vertical and horizontal) - taxi loads on bogie gear (turns)	x	x			
LO	Describe the structural danger of a nose wheel landing with respect to: - Fuselage loads - Nose wheel strut loads	x	x			

JAA Administrative & Guidance Material
Section Five: Licensing, Part Two: Procedures

CHAPTER 19: DETAILED THEORETICAL KNOWLEDGE SYLLABUS AND LEARNING OBJECTIVES
 Subject – 021 – Aircraft General Knowledge
 See Appendix 1 to JAR-FCL 1.470 and JAR-FCL 2.470

Syllabus Reference	Syllabus details and associated Learning Objectives	Aeroplane		Helicopter			IR
		ATPL	CPL	ATPL/IR	ATPL	CPL	
LO	Describe the structural danger of a tail strike with respect to: - fuselage and aft bulkhead damage (pressurisation)	x	x				
LO	Describe door and hatch construction for pressurised and unpressurised aeroplanes including: - door and frame (plug type) - hinge location - locking mechanism	x	x				
LO	Explain the advantages and disadvantages of the following fuselage cross sections: - circular - double bubble (two types) - oval - rectangular	x	x				
LO	State that flight deck windows are constructed with different layers.	x	x				
LO	Explain the function of window heating for structural purposes.	x	x				
LO	Explain the implication of a direct vision window (see CS 25.773 (b) (3))	x	x				
LO	State the need for an eye reference position.	x	x				
LO	Explain the function of floor venting (blow out panels)	x	x				
LO	Describe the construction and fitting of sliding doors.			x	x	x	
021 02 05 00	Helicopter : Flight controls structural aspects						
021 02 05 01	Design and construction						

JAA Administrative & Guidance Material
Section Five: Licensing, Part Two: Procedures

CHAPTER 19: DETAILED THEORETICAL KNOWLEDGE SYLLABUS AND LEARNING OBJECTIVES
 Subject – 021 – Aircraft General Knowledge
 See Appendix 1 to JAR-FCL 1.470 and JAR-FCL 2.470

Syllabus Reference	Syllabus details and associated Learning Objectives	Aeroplane		Helicopter			IR
		ATPL	CPL	ATPL/IR	ATPL	CPL	
LO	List the functions of flight controls			x	x	x	
LO	Describe and explain the different flight control design concepts for conventional, tandem, coaxial, side by side, NOTAR and fenestron equipped helicopters.			x	x	x	
LO	Explain the advantages, disadvantages and limitations of the respective designs above.			x	x	x	
LO	Explain the function of the synchronised elevator.			x	x	x	
LO	Describe the construction methods and alignment of vertical and horizontal stabilisers.			x	x	x	
021 02 05 02	Structural components and materials						
LO	Name the main components of flight and control surfaces.			x	x	x	
LO	Describe the fatigue life and methods of checking for serviceability of flight and control surface components and materials.			x	x	x	
021 02 05 03	Loads, Stresses and aero-elastic vibrations						
LO	Describe and explain where the main stresses are applied to components.			x	x	x	
LO	Describe the dangers and stresses regarding safety and serviceability in flight when the manufacturers design envelope is exceeded.			x	x	x	
LO	Explain the procedure for: - static chord wise balancing - static span wise balancing - blade alignment - dynamic chord wise balancing - dynamic span wise balancing			x	x	x	

JAA Administrative & Guidance Material
Section Five: Licensing, Part Two: Procedures

CHAPTER 19: DETAILED THEORETICAL KNOWLEDGE SYLLABUS AND LEARNING OBJECTIVES
 Subject – 021 – Aircraft General Knowledge
 See Appendix 1 to JAR-FCL 1.470 and JAR-FCL 2.470

Syllabus Reference	Syllabus details and associated Learning Objectives	Aeroplane		Helicopter		IR	
		ATPL	CPL	ATPL/IR	ATPL		CPL
LO	Explain the process of blade tracking including: - the pre-track method of blade tracking - the use of delta incidence numbers - aircraft configuration whilst carrying out tracking - factors affecting blade flying profile - ground tracking and in-flight trend analysis - use of pitch link and blade trim tab adjustments - tracking techniques, including stroboscopic and electronic			x	x	x	
LO	Describe the early indications and vibrations which are likely to be experienced when the main rotor blades and tail rotor are out of balance and/or tracking, including the possible early indications due to possible fatigue and overload.			x	x	x	
LO	Explain how a vibration harmonic can be set up in other components which can lead to their early failure.			x	x	x	
LO	Describe the three planes of vibration measurement i.e.: vertical, lateral, fore and aft			x	x	x	
021 02 06 00	Structural limitations						

JAA Administrative & Guidance Material
Section Five: Licensing, Part Two: Procedures

CHAPTER 19: DETAILED THEORETICAL KNOWLEDGE SYLLABUS AND LEARNING OBJECTIVES
 Subject – 021 – Aircraft General Knowledge
 See Appendix 1 to JAR-FCL 1.470 and JAR-FCL 2.470

Syllabus Reference	Syllabus details and associated Learning Objectives	Aeroplane		Helicopter			IR
		ATPL	CPL	ATPL/IR	ATPL	CPL	
LO	Define and explain the following maximum structural masses: - Maximum ramp mass - Maximum take off mass - Maximum zero fuel mass - Maximum landing mass <i>Remark: These limitations may also be found in the relevant part of subjects 031, 032 and 034.</i>	x	x				
LO	Explain that airframe life is limited by fatigue, created by alternating stress and the number of load cycles.	x	x				
LO	Explain the maximum structural masses: - Maximum take off mass			x	x	x	
LO	Explain that airframe life is limited by fatigue, created by the load cycles.			x	x	x	
021 03 00 00	HYDRAULICS						
021 03 01 00	Hydro-mechanics: basic principles						
LO	Explain the concept and basic principles of hydro-mechanics including: - Hydrostatic pressure - Pascal's law - The relationship between pressure, force and area - Transmission of power: Multiplication of force, decrease of displacement	x	x	x	x	x	
021 03 02 00	Hydraulic systems						
021 03 02 01	Hydraulic fluids: types, characteristics, limitations						

JAA Administrative & Guidance Material
Section Five: Licensing, Part Two: Procedures

CHAPTER 19: DETAILED THEORETICAL KNOWLEDGE SYLLABUS AND LEARNING OBJECTIVES
 Subject – 021 – Aircraft General Knowledge
 See Appendix 1 to JAR-FCL 1.470 and JAR-FCL 2.470

Syllabus Reference	Syllabus details and associated Learning Objectives	Aeroplane		Helicopter		IR	
		ATPL	CPL	ATPL/IR	ATPL		CPL
LO	List and explain the desirable properties of a hydraulic fluid: - thermal stability - corrosiveness - flashpoint and flammability - volatility - viscosity	x	x	x	x	x	
LO	State that hydraulic fluids are irritating for skin and eyes	x	x	x	x	x	
LO	List the two different types of hydraulic fluids: - synthetic - mineral	x	x	x	x	x	
LO	State that different types of hydraulic fluids cannot be mixed.	x	x	x	x	x	
LO	State that at the pressures being considered hydraulic fluid is considered incompressible.	x	x	x	x	x	
021 03 02 02	System components: design, operation, degraded modes of operation, indications and warnings						
LO	Explain the working principle of a hydraulic system.	x	x	x	x	x	
LO	Describe the difference in principle of operation between a constant pressure system and a system pressurised only on specific demand (open-centre).	x	x	x	x	x	
LO	State the differences in principle of operation between a passive hydraulic system (without a pressure pump) and an active hydraulic system (with a pressure pump).	x	x	x	x	x	

JAA Administrative & Guidance Material
Section Five: Licensing, Part Two: Procedures

CHAPTER 19: DETAILED THEORETICAL KNOWLEDGE SYLLABUS AND LEARNING OBJECTIVES
 Subject – 021 – Aircraft General Knowledge
 See Appendix 1 to JAR-FCL 1.470 and JAR-FCL 2.470

Syllabus Reference	Syllabus details and associated Learning Objectives	Aeroplane		Helicopter		IR	
		ATPL	CPL	ATPL/IR	ATPL		CPL
LO	List the main advantages and disadvantages of system actuation by hydraulic or purely mechanical means with respect to: - weight - size - force	x	x	x	x	x	
LO	List the main users of hydraulic systems.	x	x	x	x	x	
LO	State that hydraulic systems can be classified as either high pressure (typically 3000 psi or higher) and low pressure (typically up to 2000 psi).	x	x	x	x	x	
LO	State that the normal hydraulic pressure of most large transport aircraft is 3000 psi.	x	x	x	x	x	
LO	Explain the working principle of a low pressure (0-2000 psi) open centred system using an off loading valve and an RPM dependent pump.	x	x	x	x	x	
LO	Explain the advantages and disadvantages of a high pressure system over a low pressure system.	x	x	x	x	x	
LO	Describe the working principle and functions of pressure pumps including: - constant pressure pump (swashplate or camplate) - pressure pump whose output is dependent on pump RPM (gear type)	x	x	x	x	x	

JAA Administrative & Guidance Material
Section Five: Licensing, Part Two: Procedures

CHAPTER 19: DETAILED THEORETICAL KNOWLEDGE SYLLABUS AND LEARNING OBJECTIVES
 Subject – 021 – Aircraft General Knowledge
 See Appendix 1 to JAR-FCL 1.470 and JAR-FCL 2.470

Syllabus Reference **Syllabus details and associated Learning Objectives**

		<i>Aeroplane</i>		<i>Helicopter</i>		<i>IR</i>
		ATPL	CPL	ATPL/ IR	ATPL	
LO	State that for an aeroplane, the power sources of a hydraulic pressure pump can be: - manual - engine gearbox - electrical - air (pneumatic and Ram Air Turbine) - hydraulic (Power Transfer Unit) or reversible motor pumps	x	x			
LO	State that for a helicopter, the power sources of a hydraulic pressure pump can be: - manual - engine - gearbox - electrical			x	x	x

JAA Administrative & Guidance Material
Section Five: Licensing, Part Two: Procedures

CHAPTER 19: DETAILED THEORETICAL KNOWLEDGE SYLLABUS AND LEARNING OBJECTIVES
 Subject – 021 – Aircraft General Knowledge
 See Appendix 1 to JAR-FCL 1.470 and JAR-FCL 2.470

Syllabus Reference	Syllabus details and associated Learning Objectives	Aeroplane		Helicopter		IR
		ATPL	CPL	ATPL/IR	ATPL	
LO	Describe the working principle and functions of the following hydraulic system components: - reservoir (pressurised and unpressurised) - accumulators - case drain lines and fluid cooler - return lines - piston actuators (single and double acting) - hydraulic motors - filters - non-return (check) valves - relief valves - restrictor valves - selector valves (linear and basic rotary selectors, two and four ports) - by-pass valves - shuttle valves - fire shut-off valves - priority valves - fuse valves - pressure and return pipes	x	x	x	x	x
LO	Explain why many transport aeroplanes have “demand” hydraulic pumps.	x	x			
LO	Explain how redundancy is obtained by giving examples.	x	x	x	x	x

JAA Administrative & Guidance Material
Section Five: Licensing, Part Two: Procedures

CHAPTER 19: DETAILED THEORETICAL KNOWLEDGE SYLLABUS AND LEARNING OBJECTIVES
 Subject – 021 – Aircraft General Knowledge
 See Appendix 1 to JAR-FCL 1.470 and JAR-FCL 2.470

Syllabus Reference	Syllabus details and associated Learning Objectives	Aeroplane		Helicopter		IR
		ATPL	CPL	ATPL/IR	ATPL	
	LO Interpret the hydraulic system schematic appended to these LOs (to be introduced at a latter date).	<u>x</u>	<u>x</u>	<u>x</u>	<u>x</u>	<u>x</u>
	LO Explain the implication of a high system demand.	x	x	x	x	x
	LO Explain the implication of a system internal leakage including hydraulic lock of piston actuators.	x	x	x	x	x
	LO List and describe the instruments and alerts for monitoring a hydraulic system.	x	x	x	x	x
	LO State the indications and explain the implications of the following malfunctions: - system leak or <u>l</u> ow level - low pressure - high temperature	x	x	x	x	x
021 04 00 00	LANDING GEAR, WHEELS, TYRES, BRAKES					
021 04 01 00	Landing gear					
021 04 01 01	Types					
	LO Name, for an aeroplane, the following different landing gear configurations: - nose-wheel - tail-wheel	x	x			
	LO Name, for a helicopter, the following different landing gear configurations: - nose-wheel - tail-wheel - skids			x	x	x

JAA Administrative & Guidance Material
Section Five: Licensing, Part Two: Procedures

CHAPTER 19: DETAILED THEORETICAL KNOWLEDGE SYLLABUS AND LEARNING OBJECTIVES
 Subject – 021 – Aircraft General Knowledge
 See Appendix 1 to JAR-FCL 1.470 and JAR-FCL 2.470

Syllabus Reference	Syllabus details and associated Learning Objectives	Aeroplane		Helicopter		IR
		ATPL	CPL	ATPL/IR	ATPL	
021 04 01 02	System components, design, operation, indications and warnings, on ground/in flight protections, emergency extension systems					
LO	Explain the function of the following components of a landing gear - oleo leg/shock strut - axles - bogies and bogie beam - drag struts - side stays/struts - torsion links - locks (over centre) - gear doors and retraction mechanisms (normal and emergency operation).	x	x			
LO	Explain the function of the following components of a landing gear - oleo leg/shock strut - axles - drag struts - side stays/struts - torsion links - locks (over centre) - gear doors and retraction mechanisms (normal and emergency operation).			x	x	x
LO	Name the different components of a landing gear, using the diagram appended to these LOs.	x	x			

JAA Administrative & Guidance Material
Section Five: Licensing, Part Two: Procedures

CHAPTER 19: DETAILED THEORETICAL KNOWLEDGE SYLLABUS AND LEARNING OBJECTIVES
 Subject – 021 – Aircraft General Knowledge
 See Appendix 1 to JAR-FCL 1.470 and JAR-FCL 2.470

Syllabus Reference	Syllabus details and associated Learning Objectives	Aeroplane		Helicopter			IR
		ATPL	CPL	ATPL/IR	ATPL	CPL	
LO	Describe the sequence of events during normal operation of the landing gear.	x	x	x	x	x	
LO	State how landing gear position indication and alerting is implemented.	x	x	x	x	x	
LO	Describe the various protection devices to avoid inadvertent gear retraction on the ground: - ground lock (pins), - protection devices in the gear retraction mechanism.	x	x	x	x	x	
LO	Explain the speed limitations for gear operation (VLO and VLE).	x	x				
LO	Describe the sequence for emergency gear extension: - unlocking - operating - down locking	x	x	x	x	x	
	Describe some methods for emergency gear extension including: - gravity/free fall - air or nitrogen pressure - manually/mechanically	<u>x</u>	<u>x</u>	<u>x</u>	<u>x</u>	<u>x</u>	
021 04 02 00	Nose wheel steering: design, operation						
LO	Explain the operating principle of nose-wheel steering	x	x	x	x	x	
LO	Explain for a helicopter the functioning of differential braking with free castoring nose wheel.			x	x	x	

JAA Administrative & Guidance Material
Section Five: Licensing, Part Two: Procedures

CHAPTER 19: DETAILED THEORETICAL KNOWLEDGE SYLLABUS AND LEARNING OBJECTIVES
 Subject – 021 – Aircraft General Knowledge
 See Appendix 1 to JAR-FCL 1.470 and JAR-FCL 2.470

Syllabus Reference	Syllabus details and associated Learning Objectives	Aeroplane		Helicopter		IR
		ATPL	CPL	ATPL/IR	ATPL	
	LO Describe for an aeroplane the functioning of the following systems: - differential braking with free castoring nose wheel - tiller or hand wheel steering - rudder pedal nose wheel steering	x	x			
	LO Explain the centering mechanism of the nose wheel.	x	x			
	LO Define the term 'shimmy' and the possible consequences for the nose and the main wheel system.	x	x	x	x	x
	LO Explain the purpose of main wheel (body) steering.	x	x			
021 04 03 00	Brakes					
021 04 03 01	Types and materials					
	LO Describe the basic operating principle of a disk brake.	x	x	x	x	x
	LO State the different materials used in a disc brake (steel, carbon).	x	x	x	x	x
	LO Describe their characteristics plus advantages and disadvantages such as: - weight - temperature limits - internal friction coefficient. - wear	x	x	x	x	x
021 04 03 02	System components, design, operation, indications and warnings					
	LO State the limitation of brake energy and describe the operational consequences.	x	x			
	LO Explain how brakes are actuated.	x	x	x	x	x

JAA Administrative & Guidance Material
Section Five: Licensing, Part Two: Procedures

CHAPTER 19: DETAILED THEORETICAL KNOWLEDGE SYLLABUS AND LEARNING OBJECTIVES
 Subject – 021 – Aircraft General Knowledge
 See Appendix 1 to JAR-FCL 1.470 and JAR-FCL 2.470

Syllabus Reference	Syllabus details and associated Learning Objectives	Aeroplane		Helicopter			IR
		ATPL	CPL	ATPL/IR	ATPL	CPL	
LO	Identify the task of an auto retract or in flight brake system.	x	x				
	LO State that brakes can be torque limited.	<u>x</u>	<u>x</u>				
LO	Describe the function of a brake accumulator.	x	x	x	x	x	
LO	Describe the function of the parking brake.	x	x	x	x	x	
LO	Explain the function of wear indicators.	x	x				
LO	Explain the reason for the brake temperature indicator.	x	x				
LO	State that the main power source for brakes in normal operation and for alternate operation for large transport aeroplanes is hydraulic.	x	x				
021 04 03 03	Anti-skid						
LO	Describe the operating principle of an anti-skid system where the brake performance is based on maintaining the optimum wheel slip value.	x	x				
LO	Explain the purpose of the wheel speed signal (tachometer) and of the aeroplane reference speed signal to the anti-skid computer, considering: - slip ratio for maximum braking performance. - locked wheel prevention (protection against deep skid on one wheel)- touchdown protection (protection against brake pressure application during touch down) - hydroplane protection	x	x				
LO	Give examples of the impact of an anti-skid system on performance.	x	x				
021 04 03 04	Auto-brake						
LO	Describe the operating principle of an auto-brake system.	x	x				
LO	State that the anti-skid system must be available when using auto-brakes.	x	x				

JAA Administrative & Guidance Material
Section Five: Licensing, Part Two: Procedures

CHAPTER 19: DETAILED THEORETICAL KNOWLEDGE SYLLABUS AND LEARNING OBJECTIVES
 Subject – 021 – Aircraft General Knowledge
 See Appendix 1 to JAR-FCL 1.470 and JAR-FCL 2.470

Syllabus Reference	Syllabus details and associated Learning Objectives	Aeroplane		Helicopter			IR
		ATPL	CPL	ATPL/IR	ATPL	CPL	
LO	Explain the difference between the three possible levels of operation of an auto-brake system: - OFF (system off or reset) - Arm/Disarm (ARM : the system is ready to operate under certain conditions) - Operative/Inoperative or Activated/De-activated (application of pressure on brakes).	x	x				
021 04 04 00	Wheels, rims and tyres						
021 04 04 01	Types, structural components and materials, operational limitations, thermal plugs						
LO	Describe the different types of tyres such as: - tubeless - diagonal (cross ply) - radial (circumferential bias)	x	x	x	x	x	
LO	Define the following terms - ply rating - tyre tread - tyre creep - retread (cover)	x	x	x	x	x	
LO	Explain the function of thermal/fusible plugs.	x	x				
LO	Explain the implications of tread separation and tyre burst.	x	x				
LO	State that the ground speed of tyres is limited.	x	x				
LO	Describe material and basic construction of the rim of an aeroplane wheel.	x	x				

JAA Administrative & Guidance Material
Section Five: Licensing, Part Two: Procedures

CHAPTER 19: DETAILED THEORETICAL KNOWLEDGE SYLLABUS AND LEARNING OBJECTIVES
 Subject – 021 – Aircraft General Knowledge
 See Appendix 1 to JAR-FCL 1.470 and JAR-FCL 2.470

Syllabus Reference	Syllabus details and associated Learning Objectives	Aeroplane		Helicopter		IR
		ATPL	CPL	ATPL/IR	ATPL	
021 04 05 00	Helicopter equipment					
LO	Explain flotation devices and how they are operated.			x	x	x
LO	Explain the IAS limitations, before, during and after flotation device deployment.			x	x	x
021 05 00 00	FLIGHT CONTROLS					
021 05 01 00	Aeroplane: Primary Flight Controls					
	<i>Remark: The manual, irreversible and reversible flight control systems as discussed in 021 05 01 01, 05 01 02 and 05 01 03 are all considered to be mechanical flight control systems. Fly by Wire flight control systems are discussed in 021 05 04 00.</i>					
LO	Define a primary flight control.	x	x			
LO	List the following primary flight control surfaces: - elevator - aileron, roll spoilers - rudder	x	x			
LO	List the various means of control surface actuation including: - manual - fully powered (irreversible) - partially powered (reversible)	x	x			
021 05 01 01	Manual controls					
LO	Explain the basic principle of a fully manual control system.	x	x			
021 05 01 02	Fully powered controls (irreversible)					

JAA Administrative & Guidance Material
Section Five: Licensing, Part Two: Procedures

CHAPTER 19: DETAILED THEORETICAL KNOWLEDGE SYLLABUS AND LEARNING OBJECTIVES
 Subject – 021 – Aircraft General Knowledge
 See Appendix 1 to JAR-FCL 1.470 and JAR-FCL 2.470

Syllabus Reference	Syllabus details and associated Learning Objectives	Aeroplane		Helicopter		IR
		ATPL	CPL	ATPL/IR	ATPL	
LO	Explain the basic principle of a fully powered control system.	x				
LO	Explain the concept of irreversibility in a flight control system.	x				
LO	Explain the need for a 'feel system' in a fully powered control system.	x				
LO	Explain the operating principle of a stabiliser trim system in a fully powered control system.	x				
LO	Explain the operating principle of rudder and aileron trim in a fully powered control system.	x				
021 05 01 03	Partially powered controls (reversible)					
LO	Explain the basic principle of a partially powered control system.	x	x			
LO	Explain why a 'feel system' is not necessary in a partially powered control system.	x	x			
021 05 01 04	System components, design, operation, indications and warnings, degraded modes of operation, jamming					
LO	List and describe the function of the following components of a flight control system: - actuators - control valves - cables or electrical wiring - control surface position sensors.	x	x			
LO	Explain how redundancy is obtained in primary flight control systems of large transport aeroplanes.	x	x			
LO	Explain the danger of control jamming and the means of retaining sufficient control capability.	x	x			

JAA Administrative & Guidance Material
Section Five: Licensing, Part Two: Procedures

CHAPTER 19: DETAILED THEORETICAL KNOWLEDGE SYLLABUS AND LEARNING OBJECTIVES
 Subject – 021 – Aircraft General Knowledge
 See Appendix 1 to JAR-FCL 1.470 and JAR-FCL 2.470

Syllabus Reference	Syllabus details and associated Learning Objectives	Aeroplane		Helicopter			IR
		ATPL	CPL	ATPL/IR	ATPL	CPL	
LO	Explain the methods of locking the controls on the ground and describe “gust or control lock” warnings	x	x				
LO	Explain the concept of a rudder deflection limitation (rudder limiter) system and the various means of implementation (rudder ratio changer, variable stops, blow-back).	x	x				
021 05 02 00	Aeroplane: Secondary Flight Controls						
021 05 02 01	System components, design, operation, degraded modes of operation, indications and warnings						
LO	Define a secondary flight control.	x	x				
	List the following secondary flight control surfaces: - lift augmentation devices (flaps and slats) - speed brakes - flight and ground spoilers - trimming devices such as trim tabs, trimmable horizontal stabiliser.	x	x				
LO	Describe secondary flight control actuation methods and sources of actuating power.	x	x				
LO	Explain the function of a mechanical lock when using hydraulic motors driving a screw jack.	x	x				
LO	Describe the requirement for limiting speeds for the various secondary flight control surfaces.	x	x				
LO	For lift augmentation devices, explain the load limiting (relief) protection devices and the functioning of an auto-retraction system.	x	x				
LO	Explain how a flap/slat asymmetry protection device functions.	x	x				
LO	Describe the function of an auto-slat system.	x	x				

JAA Administrative & Guidance Material
Section Five: Licensing, Part Two: Procedures

CHAPTER 19: DETAILED THEORETICAL KNOWLEDGE SYLLABUS AND LEARNING OBJECTIVES
 Subject – 021 – Aircraft General Knowledge
 See Appendix 1 to JAR-FCL 1.470 and JAR-FCL 2.470

Syllabus Reference	Syllabus details and associated Learning Objectives	Aeroplane		Helicopter			IR
		ATPL	CPL	ATPL/IR	ATPL	CPL	
LO	Explain the concept of control surface blow-back (aerodynamic forces overruling hydraulic forces).	x	x				
021 05 03 00	Helicopter: Flight Controls						
LO	Explain the methods of locking the controls on the ground.			x	x	x	
LO	Describe main rotor droop stops and how static rotor flapping is restricted.			x	x	x	
LO	Describe the need for linear and rotary control input/ output.			x	x	x	
LO	Explain the principle of phase lag and advance angle.			x	x	x	
LO	Describe the following four axis of control operation, their operating principle and their associated cockpit controls: - collective control - cyclic fore and aft (pitch axis) - cyclic lateral (roll axis) - yaw			x	x	x	

JAA Administrative & Guidance Material
Section Five: Licensing, Part Two: Procedures

CHAPTER 19: DETAILED THEORETICAL KNOWLEDGE SYLLABUS AND LEARNING OBJECTIVES
 Subject – 021 – Aircraft General Knowledge
 See Appendix 1 to JAR-FCL 1.470 and JAR-FCL 2.470

Syllabus Reference	Syllabus details and associated Learning Objectives	Aeroplane		Helicopter			IR
		ATPL	CPL	ATPL/IR	ATPL	CPL	
LO	Describe the swashplate or azimuth star control system including the following: - swashplate inputs - the function of the non-rotating swashplate - the function of the rotating swashplate - how swashplate tilt is achieved - swashplate pitch axis - swashplate roll axis - balancing of pitch/roll/collective inputs to the swashplate to equalise torsional loads on the blades.			x	x	x	
LO	Describe the main rotor spider control system including the following: - the collective beam - pitch/roll/collective inputs to the collective beam - spider drive			x	x	x	
LO	Describe the need for control system interlinks, in particular: - collective/yaw - collective/throttle - cyclic/stabilator - interaction between cyclic controls and horizontal/stabilator.			x	x	x	
LO	State the need for “feel systems” in the hydraulic actuated flight control system.			x	x	x	
LO	Describe the purpose of a trim system			x	x	x	

JAA Administrative & Guidance Material
Section Five: Licensing, Part Two: Procedures

CHAPTER 19: DETAILED THEORETICAL KNOWLEDGE SYLLABUS AND LEARNING OBJECTIVES
 Subject – 021 – Aircraft General Knowledge
 See Appendix 1 to JAR-FCL 1.470 and JAR-FCL 2.470

Syllabus Reference	Syllabus details and associated Learning Objectives	Aeroplane		Helicopter		IR	
		ATPL	CPL	ATPL/IR	ATPL		CPL
LO	Describe the purpose of a cyclic beep trim system that utilises Parallel Trim Actuators to enable the pilot to control the aircraft.			x	x	x	
LO	List and describe the different types of trim system.			x	x	x	
LO	Explain the basic components of a trim system in particular: - force trim switch - force gradient - parallel trim actuator - cyclic 4-way trim switch - interaction of trim system with a SAS/SCAS/ASS stability system - trim motor indicators			x	x	x	
LO	Describe the different types of control runs			x	x	x	
LO	Explain the use of control stops			x	x	x	
021 05 04 00	Aeroplane: Fly-by-Wire (FBW) control systems						

JAA Administrative & Guidance Material
Section Five: Licensing, Part Two: Procedures

CHAPTER 19: DETAILED THEORETICAL KNOWLEDGE SYLLABUS AND LEARNING OBJECTIVES
 Subject – 021 – Aircraft General Knowledge
 See Appendix 1 to JAR-FCL 1.470 and JAR-FCL 2.470

Syllabus Reference	Syllabus details and associated Learning Objectives	Aeroplane		Helicopter			IR
		ATPL	CPL	ATPL/IR	ATPL	CPL	
LO	Explain that a FBW flight control system is composed of the following: - pilot's input command (control stick/column) - electrical signalling including: - pilot input to computer - computer to flight control surfaces - feedback from aircraft response to computer - flight control computers - actuators - control surfaces	x	x				
LO	State the advantages and disadvantages of a FBW system in comparison with a conventional flight control system including: - weight - pilot workload - flight envelope protection	x	x				
LO	Explain why a FBW system is always irreversible.	x	x				
LO	State the existence of degraded modes of operation.	x	x				
021 05 05 00	Helicopter: Fly-by-Wire (FBW) control systems.						
LO	To be introduced at a later date.			x	x	x	
021 06 00 00	PNEUMATICS – PRESSURISATION AND AIR CONDITIONING SYSTEMS						
021 06 01 00	Pneumatic/Bleed air supply						

JAA Administrative & Guidance Material
Section Five: Licensing, Part Two: Procedures

CHAPTER 19: DETAILED THEORETICAL KNOWLEDGE SYLLABUS AND LEARNING OBJECTIVES
 Subject – 021 – Aircraft General Knowledge
 See Appendix 1 to JAR-FCL 1.470 and JAR-FCL 2.470

Syllabus Reference	Syllabus details and associated Learning Objectives	Aeroplane		Helicopter		IR
		ATPL	CPL	ATPL/IR	ATPL	
021 06 01 01	Piston engine air supply					
LO	State the method of supplying air for the pneumatic systems for piston engine aircraft.	x	x	x	x	x
LO	State that an air supply is required for the following systems: - instrumentation - heating - de-icing	x	x	x	x	x
021 06 01 02	Gas turbine engine: bleed air supply					
LO	State that the possible bleed air sources for gas turbine engine aircraft are the following: - engine - APU - ground supply	x	x	x	x	x
LO	State that for an aeroplane a bleed air supply can be used for the following systems or components: - anti-icing - engine air starter - pressurisation of a hydraulic reservoir - air driven hydraulic pumps - pressurisation and air conditioning.	x	x			

JAA Administrative & Guidance Material
Section Five: Licensing, Part Two: Procedures

CHAPTER 19: DETAILED THEORETICAL KNOWLEDGE SYLLABUS AND LEARNING OBJECTIVES
 Subject – 021 – Aircraft General Knowledge
 See Appendix 1 to JAR-FCL 1.470 and JAR-FCL 2.470

Syllabus Reference	Syllabus details and associated Learning Objectives	Aeroplane		Helicopter		IR	
		ATPL	CPL	ATPL/IR	ATPL		CPL
LO	State that for a helicopter a bleed air supply can be used for the following systems or components: - anti-icing - engine air starter - pressurisation of a hydraulic reservoir			x	x	x	
LO	State that the bleed air supply system can comprise the following: - pneumatic ducts - isolation valve - pressure regulating valve - engine bleed valve (HP/IP valves) - fan air pre-cooler - temperature and pressure sensors	x	x	x	x	x	
LO	Interpret the pneumatic system schematic appended to these LOs (to be introduced at a latter date).	<u>x</u>	<u>x</u>	<u>x</u>	<u>x</u>	<u>x</u>	
LO	Describe the cockpit indications for bleed air systems.	x	x	x	x	x	
LO	State how the bleed air supply system is controlled and monitored.	x	x	x	x	x	
LO	List the following air bleed malfunctions: - over temperature - over pressure - low pressure - overheat/duct leak	x	x	x	x	x	

JAA Administrative & Guidance Material
Section Five: Licensing, Part Two: Procedures

CHAPTER 19: DETAILED THEORETICAL KNOWLEDGE SYLLABUS AND LEARNING OBJECTIVES
 Subject – 021 – Aircraft General Knowledge
 See Appendix 1 to JAR-FCL 1.470 and JAR-FCL 2.470

Syllabus Reference	Syllabus details and associated Learning Objectives	Aeroplane		Helicopter		IR
		ATPL	CPL	ATPL/IR	ATPL	
021 06 02 00	Helicopter: Air conditioning systems					
021 06 02 01	Types, system components, design, operation, degraded modes of operation, indications and warnings					
LO	Describe the purpose of an air conditioning system.			x	x	x
LO	Explain how an air conditioning system is controlled.			x	x	x
LO	Describe the vapour cycle air conditioning system including systems components, design, operation, degraded modes of operation and system malfunction indications.			x	x	x
LO	Identify the following components from a diagram of an air conditioning system and describe the operating principle and function: - air cycle machine (pack, bootstrap system) - pack cooling fan - water separator - mixing valves - flow control valves - isolation valves - re-circulation fans - filters for re-circulation - temperature sensors			x	x	x
LO	List and describe the controls, indications and warnings related to an air conditioning system.			x	x	x
021 06 03 00	Aeroplane: Pressurisation and air conditioning system					

JAA Administrative & Guidance Material
Section Five: Licensing, Part Two: Procedures

CHAPTER 19: DETAILED THEORETICAL KNOWLEDGE SYLLABUS AND LEARNING OBJECTIVES
 Subject – 021 – Aircraft General Knowledge
 See Appendix 1 to JAR-FCL 1.470 and JAR-FCL 2.470

Syllabus Reference	Syllabus details and associated Learning Objectives	Aeroplane		Helicopter		IR
		ATPL	CPL	ATPL/IR	ATPL	
021 06 03 01	System components, design, operation, degraded modes of operation, indications and warnings					
LO	State that a pressurisation and an air conditioning system of an aeroplane controls: - ventilation - temperature - pressure	x	x			
LO	State that in general humidity is not controlled.	x	x			
LO	Explain that the following components constitute a pressurisation system: - pneumatic system as the power source - outflow valve - outflow valve actuator - pressure controller - excessive differential pressure relief valve - negative differential pressure relief valve	x	x			

JAA Administrative & Guidance Material
Section Five: Licensing, Part Two: Procedures

CHAPTER 19: DETAILED THEORETICAL KNOWLEDGE SYLLABUS AND LEARNING OBJECTIVES
 Subject – 021 – Aircraft General Knowledge
 See Appendix 1 to JAR-FCL 1.470 and JAR-FCL 2.470

Syllabus Reference	Syllabus details and associated Learning Objectives	Aeroplane		Helicopter			IR
		ATPL	CPL	ATPL/IR	ATPL	CPL	
LO	Explain that the following components constitute an air-conditioning system and describe their operating principles and function: - air cycle machine (pack, bootstrap system) - pack cooling fan - water separator - mixing valves - flow control valves (outflow valve) - isolation valves - ram air valve - re-circulation fans - filters for re-circulated air - temperature sensors <i>Remark: The bootstrap system is the only air conditioning system considered for JAR-FCL aeroplane examinations.</i>	x	x				
LO	Describe the use of hot trim air.	x	x				
LO	Define the following terms: - cabin altitude - cabin vertical speed - differential pressure - ground pressurisation	x	x				
LO	Describe the operating principle of a pressurisation system.	x	x				

JAA Administrative & Guidance Material
Section Five: Licensing, Part Two: Procedures

CHAPTER 19: DETAILED THEORETICAL KNOWLEDGE SYLLABUS AND LEARNING OBJECTIVES
 Subject – 021 – Aircraft General Knowledge
 See Appendix 1 to JAR-FCL 1.470 and JAR-FCL 2.470

Syllabus Reference	Syllabus details and associated Learning Objectives	Aeroplane		Helicopter			IR
		ATPL	CPL	ATPL/IR	ATPL	CPL	
LO	Describe the emergency operation by manual setting of the outflow valve position.	x	x				
LO	Describe the working principle of an electronic cabin pressure controller.	x	x				
LO	State how the maximum operating altitude is determined.	x	x				
LO	State: - the maximum allowed value of cabin altitude - state a typical value of maximum differential pressure for large transport aeroplane (8 to 9 psi) - the relation between cabin altitude, the maximum differential pressure and maximum aeroplane operating altitude.	x	x				
LO	Identify the aural warning when cabin altitude exceeds 10,000 ft.	x	x				
LO	List the indications of the pressurisation system.	x	x				
021 07 00 00	ANTI-ICING AND DE-ICING SYSTEMS						
021 07 01 00	Types, design, operation, indications and warnings, operational limitations						
LO	Explain the concepts of de-icing and anti-icing.	x	x	x	x	x	
LO	Name the components of an aircraft which can be protected from ice accretion.	x	x	x	x	x	
LO	State that on some aeroplanes the tail does not have an ice protection system.	x	x				
LO	State the different types of anti-icing/de-icing systems (hot-air, electrical, fluid).	x	x	x	x	x	
LO	Describe the operating principle of these systems.	x	x	x	x	x	
LO	Describe the operating principle of the inflatable boot de-icing system.	x	x				
021 07 02 00	Ice warning systems: types, operation, and indications						

JAA Administrative & Guidance Material
Section Five: Licensing, Part Two: Procedures

CHAPTER 19: DETAILED THEORETICAL KNOWLEDGE SYLLABUS AND LEARNING OBJECTIVES
 Subject – 021 – Aircraft General Knowledge
 See Appendix 1 to JAR-FCL 1.470 and JAR-FCL 2.470

Syllabus Reference	Syllabus details and associated Learning Objectives	Aeroplane		Helicopter		IR
		ATPL	CPL	ATPL/IR	ATPL	
	LO Describe the different operating principles of the following ice detectors: - mechanical systems using air pressure. - electro-mechanical systems using resonance frequencies.	x	x			
	LO Describe the principle of operation of ice warning systems.	x	x			
021 07 03 00	Helicopter blade heating systems					
	LO Describe main and tail rotor blade heating systems.			x	x	x
	LO Explain the limitations on blade heating and the fact that on some helicopters, the heating does not heat all the main rotor blades at the same time.			x	x	x
021 08 00 00	FUEL SYSTEM					
021 08 01 00	Piston engine					
021 08 01 01	Fuel: Types, characteristics, limitations					
	LO State the types of fuel used by piston engine (diesel, AVGAS, MOGAS) and their associated limitations.	x	x	x	x	x
	LO State the main characteristics of these fuels and give typical values regarding their flash points, freezing points and density.	x	x	x	x	x
021 08 01 02	Design, operation, system components, indications.					
	LO State the tasks of the fuel system.	x	x	x	x	x

JAA Administrative & Guidance Material
Section Five: Licensing, Part Two: Procedures

CHAPTER 19: DETAILED THEORETICAL KNOWLEDGE SYLLABUS AND LEARNING OBJECTIVES
 Subject – 021 – Aircraft General Knowledge
 See Appendix 1 to JAR-FCL 1.470 and JAR-FCL 2.470

Syllabus Reference	Syllabus details and associated Learning Objectives	Aeroplane		Helicopter		IR	
		ATPL	CPL	ATPL/IR	ATPL		CPL
LO	Name the following main components of a fuel system, state their location and state their function. - lines - boost pump - pressure valves - filter, strainer - tanks (wing, tip, fuselage) - vent system - sump - drain - fuel quantity sensor - temperature sensor	x	x	x	x	x	
LO	Describe a gravity fuel feed system and a pressure feed fuel system.	x	x	x	x	x	
LO	Describe the construction of the different types of fuel tank and state their advantages and disadvantages: - drum tank - bladder tank - integral tank	x	x	x	x	x	
LO	Explain the function of cross-feed.	x	x	x	x	x	
LO	Define the term 'unusable fuel'.	x	x	x	x	x	

JAA Administrative & Guidance Material
Section Five: Licensing, Part Two: Procedures

CHAPTER 19: DETAILED THEORETICAL KNOWLEDGE SYLLABUS AND LEARNING OBJECTIVES
 Subject – 021 – Aircraft General Knowledge
 See Appendix 1 to JAR-FCL 1.470 and JAR-FCL 2.470

Syllabus Reference	Syllabus details and associated Learning Objectives	Aeroplane		Helicopter		IR	
		ATPL	CPL	ATPL/IR	ATPL		CPL
	LO List the following parameters that are monitored for the fuel system: - fuel quantity (low level warning) - fuel temperature	x	x	x	x	x	
021 08 02 00	Turbine engine						
021 08 02 01	Fuel: Types, characteristics, limitations						
	LO State the types of fuel used by gas turbine engine (JET-A, JET-A1, JET-B).	x	x	x	x	x	
	LO State the main characteristics of these fuels and give typical values regarding their flash points, freezing points and density.	x	x	x	x	x	
	LO State the existence of additives for freezing.	x	x	x	x	x	
021 08 02 02	Design, operation, system components, indications						
	LO State the tasks of the fuel system.	x	x	x	x	x	

JAA Administrative & Guidance Material
Section Five: Licensing, Part Two: Procedures

CHAPTER 19: DETAILED THEORETICAL KNOWLEDGE SYLLABUS AND LEARNING OBJECTIVES
 Subject – 021 – Aircraft General Knowledge
 See Appendix 1 to JAR-FCL 1.470 and JAR-FCL 2.470

Syllabus Reference	Syllabus details and associated Learning Objectives	Aeroplane		Helicopter		IR
		ATPL	CPL	ATPL/IR	ATPL	
LO	Name the main components of a fuel system, state their location and state their function. - lines - centrifugal boost pump - pressure valves - fuel shut off valve - filter, strainer - tanks (wing, tip, fuselage, tail) - bafflers - sump - vent system - drain - fuel quantity sensor - temperature sensor - re/defuelling system - fuel dump/jettison system	x	x	x	x	x
LO	Interpret the fuel system schematic appended to these LOs.	x	x			
LO	Explain the limitations in the event of loss of booster pump fuel pressure.	x	x	x	x	x

JAA Administrative & Guidance Material
Section Five: Licensing, Part Two: Procedures

CHAPTER 19: DETAILED THEORETICAL KNOWLEDGE SYLLABUS AND LEARNING OBJECTIVES
 Subject – 021 – Aircraft General Knowledge
 See Appendix 1 to JAR-FCL 1.470 and JAR-FCL 2.470

Syllabus Reference	Syllabus details and associated Learning Objectives	Aeroplane		Helicopter		IR	
		ATPL	CPL	ATPL/IR	ATPL		CPL
LO	Describe the construction of the different types of fuel tank and state their advantages and disadvantages: - drum tank - bladder tank - integral tank	x	x	x	x	x	
LO	Explain the function of cross-feed and transfer.	x	x	x	x	x	
LO	Define the term 'unusable fuel'.	x	x	x	x	x	
LO	Describe the use and purpose of drip sticks (manual magnetic indicators)	x	x	x	x	x	
LO	Explain the considerations for fitting a fuel dump/jettison system.	x	x	x	x	x	
LO	List the following parameters that are monitored for the fuel system: - fuel quantity (low level warning) - fuel temperature	x	x	x	x	x	
021 09 00 00	ELECTRICS						
021 09 01 00	General, definitions, basic applications: circuit-breakers, logic circuits.						
021 09 01 01	Static electricity						
LO	Explain static electricity.	x	x	x	x	x	
LO	Describe a static discharger and explain its purpose.	x	x	x	x	x	
LO	Explain why an aircraft must first be grounded before refuelling/defuelling.	x	x	x	x	x	
LO	Explain the reason for electrical bonding.	x	x	x	x	x	
021 09 01 02	Direct Current						

JAA Administrative & Guidance Material
Section Five: Licensing, Part Two: Procedures

CHAPTER 19: DETAILED THEORETICAL KNOWLEDGE SYLLABUS AND LEARNING OBJECTIVES
 Subject – 021 – Aircraft General Knowledge
 See Appendix 1 to JAR-FCL 1.470 and JAR-FCL 2.470

Syllabus Reference	Syllabus details and associated Learning Objectives	Aeroplane		Helicopter		IR
		ATPL	CPL	ATPL/IR	ATPL	
LO	State that a current can only flow in a closed circuit.	x	x	x	x	x
LO	Explain the basic principles of conductivity and give examples of conductors, semiconductors and insulators.	x	x	x	x	x
LO	State the operating principle of mechanical (toggle, rocker, push and pull), thermo, time and proximity switches.	x	x	x	x	x
LO	Define voltage, current and resistance and state their unit of measurement.	x	x	x	x	x
LO	Explain Ohm's law in qualitative terms.	x	x	x	x	x
LO	Explain the effect on total resistance when resistors are connected in series or in parallel.	x	x	x	x	x
LO	State that resistances can have a positive or a negative temperature coefficient (PTC/NTC) and state their use.	x	x	x	x	x
LO	Define electrical work and power in qualitative terms and state the unit of measurement.	x	x	x	x	x
LO	Define the term "electrical field" and "magnetic field" in qualitative terms and explain the difference with the aid of the Lorentz Force (Electro Motive Force : EMF).	x	x	x	x	x
LO	Explain the term capacitance and explain the use of a capacitor as a storage device.	x	x	x	x	x
021 09 01 03	Alternating Current					
LO	Explain the term alternating current (AC)	x	x	x	x	x
LO	Define the term phase	x	x	x	x	x
LO	Explain the principle of single phase and three phase AC and state its use in the aircraft.	x	x	x	x	x
LO	Define frequency in qualitative terms and state the unit of measurement.	x	x	x	x	x
LO	Explain the use of a particular frequency in aircraft.	x	x	x	x	x
LO	Define phase shift in qualitative terms.	x	x	x	x	x

JAA Administrative & Guidance Material
Section Five: Licensing, Part Two: Procedures

CHAPTER 19: DETAILED THEORETICAL KNOWLEDGE SYLLABUS AND LEARNING OBJECTIVES
 Subject – 021 – Aircraft General Knowledge
 See Appendix 1 to JAR-FCL 1.470 and JAR-FCL 2.470

Syllabus Reference	Syllabus details and associated Learning Objectives	Aeroplane		Helicopter			IR
		ATPL	CPL	ATPL/IR	ATPL	CPL	
021 09 01 04	Resistors, capacitors, inductance coil						
LO	Describe the relation between voltage and current of an ohmic resistor in an AC/DC circuit.	x	x	x	x	x	
LO	Describe the relation between voltage and current of a capacitor in an AC/DC circuit.	x	x	x	x	x	
LO	Describe the relation between voltage and current of a coil in an AC/DC circuit.	x	x	x	x	x	
021 09 01 05	Permanent magnets						
LO	Explain the term magnetic flux.	x	x	x	x	x	
LO	State the pattern and direction of the magnetic flux outside the magnetic poles and inside the magnet.	x	x	x	x	x	
021 09 01 06	Electromagnetism						
LO	State that an electrical current produces a magnetic field and define the direction of that field.	x	x	x	x	x	
LO	Describe how the strength of the magnetic field changes if supported by a ferromagnetic core.	x	x	x	x	x	
LO	Explain the purpose and the working principle of a solenoid.	x	x	x	x	x	
LO	Explain the purpose and the working principle of a relay.	x	x	x	x	x	
LO	Explain the principle of electromagnetic induction.	x	x	x	x	x	
LO	List the parameters affecting the inductance of a coil.	x	x	x	x	x	
LO	List the parameters affecting the induced voltage in a coil.	x	x	x	x	x	
021 09 01 07	Circuit breakers						
LO	Explain the operating principle of a fuse and a circuit breaker.	x	x	x	x	x	

JAA Administrative & Guidance Material
Section Five: Licensing, Part Two: Procedures

CHAPTER 19: DETAILED THEORETICAL KNOWLEDGE SYLLABUS AND LEARNING OBJECTIVES
 Subject – 021 – Aircraft General Knowledge
 See Appendix 1 to JAR-FCL 1.470 and JAR-FCL 2.470

Syllabus Reference	Syllabus details and associated Learning Objectives	Aeroplane		Helicopter		IR
		ATPL	CPL	ATPL/IR	ATPL	
LO	Explain how a fuse is rated.	x	x	x	x	x
LO	State the difference between a "trip-free" and "non-trip-free" circuit breaker.	x	x	x	x	x
LO	List the following different types of circuit breakers: - thermal circuit breakers - magnetic circuit breaker	x	x	x	x	x
021 09 01 08	Semiconductors and logic circuits:					
LO	State the differences between semiconductor materials and conductors and explain how the conductivity of semiconductors can be altered.	x	x	x	x	x
LO	State the principal function of diodes such as rectification, voltage limiting.	x	x	x	x	x
LO	State the principal function of transistors such as switching and amplification.	x	x	x	x	x
LO	Explain the following four basic functions: AND, OR, NOT, NOR and NAND.	x	x	x	x	x
LO	Describe their associated symbols.	x	x	x	x	x
LO	Interpret logic diagrams using a combination of these functions.	x	x	x	x	x
021 09 02 00	Batteries					
021 09 02 01	Types, characteristics and limitations					
LO	State the function of an aircraft battery.					
LO	Name the types of rechargeable batteries used in aircraft.	x	x	x	x	x
LO	Compare lead-acid and nickel-cadmium (Ni-Cd) batteries with respect to weight, voltage, load behaviour, self-discharge, charging characteristics, thermal runaway and storage life.	x	x	x	x	x
LO	Explain the term "cell voltage".	x	x	x	x	x

JAA Administrative & Guidance Material
Section Five: Licensing, Part Two: Procedures

CHAPTER 19: DETAILED THEORETICAL KNOWLEDGE SYLLABUS AND LEARNING OBJECTIVES
 Subject – 021 – Aircraft General Knowledge
 See Appendix 1 to JAR-FCL 1.470 and JAR-FCL 2.470

Syllabus Reference	Syllabus details and associated Learning Objectives	Aeroplane		Helicopter		IR
		ATPL	CPL	ATPL/IR	ATPL	
LO	State that a battery is composed of several cells.	x	x	x	x	x
LO	Explain the difference between battery voltage and charging voltage.	x	x	x	x	x
LO	State the charging voltage that corresponds with different battery voltages.	x	x	x	x	x
LO	Define the term "capacity of batteries" and state the unit of measurement used.	x	x	x	x	x
LO	State the effect of temperature on battery capacity.	x	x	x	x	x
LO	State the relationship between voltage and capacity when batteries are connected in series or in parallel.	x	x	x	x	x
LO	State that in the case of loss of all generated power (Battery power only) the remaining electrical power is time limited.	x	x	x	x	x
021 09 03 00	Generation					
	<p><i>Remark: For standardisation, the SET uses the following standard expressions:</i></p> <ul style="list-style-type: none"> - DC generator: produces DC output. - DC alternator: produces internal AC, rectified by integrated rectifying unit, the output is DC. - AC generator: produces AC output. - Starter generator: integrated combination of a DC generator with DC output and a starter motor using battery DC. - Permanent magnet alternator/generator: produces AC output without field excitation using a permanent magnet. 	x	x	x	x	x
021 09 03 01	DC Generation					
LO	Describe the working principle of a simple DC alternator and name its main components.	x	x	x	x	x

JAA Administrative & Guidance Material
Section Five: Licensing, Part Two: Procedures

CHAPTER 19: DETAILED THEORETICAL KNOWLEDGE SYLLABUS AND LEARNING OBJECTIVES

Subject – 021 – Aircraft General Knowledge

See Appendix 1 to JAR-FCL 1.470 and JAR-FCL 2.470

Syllabus Reference	Syllabus details and associated Learning Objectives	Aeroplane		Helicopter			IR
		ATPL	CPL	ATPL/IR	ATPL	CPL	
LO	State in qualitative terms how voltage depends on the number of windings, field strength, rpm and load.	x	x	x	x	x	
LO	List the differences between a DC generator and a DC alternator with regard to voltage response at low rpm, power/weight ratio, brush sparking.	x	x	x	x	x	
LO	Explain the principle of voltage control.	x	x	x	x	x	
LO	Explain why reverse current flow from the battery to the generator must be prevented.	x	x	x	x	x	
LO	Describe the operating principle of a starter generator and state its purpose.	x	x	x	x	x	
021 09 03 02	AC Generation						
LO	Describe the components of a three-phase AC generator and the operating principle.	x	x	x	x	x	
LO	State that the generator field current is used to control the voltage.	x	x	x	x	x	
LO	State in qualitative terms the relation between frequency, number of pole pairs, and RPM of a three-phase generator.	x	x	x	x	x	
LO	Explain the term wild frequency generator.	x	x	x	x	x	
LO	Describe how a three phase AC generator can be connected to the electrical system.	x	x	x	x	x	
LO	Describe the purpose and the working principle of a permanent magnet alternator/generator.	x	x	x	x	x	
LO	List the following different power sources that can be used for an aeroplane to drive an AC generator: - engine - APU - RAT - Hydraulic	x	x				

JAA Administrative & Guidance Material
Section Five: Licensing, Part Two: Procedures

CHAPTER 19: DETAILED THEORETICAL KNOWLEDGE SYLLABUS AND LEARNING OBJECTIVES
 Subject – 021 – Aircraft General Knowledge
 See Appendix 1 to JAR-FCL 1.470 and JAR-FCL 2.470

Syllabus Reference	Syllabus details and associated Learning Objectives	Aeroplane		Helicopter		IR	
		ATPL	CPL	ATPL/IR	ATPL		CPL
	LO List the following different power sources that can be used for a helicopter to drive an AC generator: - engine - APU - gearbox			x	x	x	
021 09 03 03	Constant Speed Drive (CSD) and Integrated Drive Generator (IDG) systems.						
	LO Describe the function and the working principle of a constant speed drive (CSD).	x	x				
	LO Explain the parameters of a CSD that are monitored.	x	x				
	LO Describe the function and the working principle of an Integrated Drive Generator (IDG).	x	x				
	LO Explain the consequences of a mechanical disconnect during flight for a CSD and an IDG.	x	x				
021 09 03 04	Transformers, transformer rectifier units, static inverters						
	LO State the function of a transformer and its operating principle.	x	x	x	x	x	
	LO State the function of a Transformer Rectifier Unit (TRU), its operating principle and the voltage output.	x	x	x	x	x	
	LO State the function of static inverters, its operating principle and the voltage output.	x	x	x	x	x	
021 09 04 00	Distribution						
021 09 04 01	General						
	LO Explain the function of a bus (bus bar).	x	x	x	x	x	

JAA Administrative & Guidance Material
Section Five: Licensing, Part Two: Procedures

CHAPTER 19: DETAILED THEORETICAL KNOWLEDGE SYLLABUS AND LEARNING OBJECTIVES
 Subject – 021 – Aircraft General Knowledge
 See Appendix 1 to JAR-FCL 1.470 and JAR-FCL 2.470

Syllabus Reference	Syllabus details and associated Learning Objectives	Aeroplane		Helicopter		IR	
		ATPL	CPL	ATPL/IR	ATPL		CPL
LO	Describe the function of the following buses: - main bus - tie bus - essential bus - emergency bus - ground bus - battery bus - hot (battery) bus	x	x	x	x	x	
LO	State that the aircraft structure can be used as a part of the electrical circuit (common earth) and explain the implications for electrical bonding.	x	x	x	x	x	
LO	Explain the function of external power.	x	x	x	x	x	
LO	State that a priority sequence exists between the different sources of electrical power on ground and in flight.	x	x	x	x	x	
LO	Introduce the term 'load sharing'.	x	x	x	x	x	
LO	Explain that load sharing is always achieved during parallel operations.	x	x	x	x	x	
LO	Introduce the term 'load shedding'.	x	x	x	x	x	
LO	Explain that an AC load can be shed in case of generator overload.	x	x	x	x	x	
LO	Interpret an electrical system schematic (appended to these LOs). N.B: The system described is a split system	x	x	x	x	x	
021 09 04 02	DC distribution						
LO	Describe a simple DC electrical system of a single engine aircraft.	x	x	x	x	x	

JAA Administrative & Guidance Material
Section Five: Licensing, Part Two: Procedures

CHAPTER 19: DETAILED THEORETICAL KNOWLEDGE SYLLABUS AND LEARNING OBJECTIVES
 Subject – 021 – Aircraft General Knowledge
 See Appendix 1 to JAR-FCL 1.470 and JAR-FCL 2.470

Syllabus Reference	Syllabus details and associated Learning Objectives	Aeroplane		Helicopter		IR	
		ATPL	CPL	ATPL/IR	ATPL		CPL
LO	Describe a DC electrical system of a multi-engine aircraft (CS 23/CS 27) including the distribution consequences of loss of generator(s) or bus failure.	x	x	x	x	x	
LO	Describe the DC part of an electrical system of a transport aircraft (CS 25/CS 29) including the distribution consequences of loss of DC supply or bus failure.	x	x	x	x	x	
LO	Give examples of DC consumers.	x	x	x	x	x	
021 09 04 03	AC distribution						
LO	Describe the AC electrical system of a transport aircraft for split and parallel operation.	x	x	x	x	x	
LO	Describe the distribution consequences of: - APU electrical supply and external power priority switching - loss of (all) generator(s) - bus failure	x	x	x	x	x	
LO	Give examples of AC consumers.	x	x	x	x	x	
LO	Explain the conditions to be met for paralleling AC generators.	x	x	x	x	x	
LO	Explain the terms real and reactive loads.	x	x	x	x	x	
LO	State that real/reactive loads are compensated in the case of paralleled AC generators.	x	x	x	x	x	
021 09 04 04	Electrical load management and monitoring systems: Automatic generators and bus switching during normal and failure operation, indications and warnings						
LO	Give examples of system control, monitoring and annunciators.	x	x	x	x	x	

JAA Administrative & Guidance Material
Section Five: Licensing, Part Two: Procedures

CHAPTER 19: DETAILED THEORETICAL KNOWLEDGE SYLLABUS AND LEARNING OBJECTIVES
 Subject – 021 – Aircraft General Knowledge
 See Appendix 1 to JAR-FCL 1.470 and JAR-FCL 2.470

Syllabus Reference	Syllabus details and associated Learning Objectives	Aeroplane		Helicopter		IR	
		ATPL	CPL	ATPL/IR	ATPL		CPL
LO	Describe, for normal (on ground/in flight) and degraded modes of operation, the following functions of an electrical load management system: - distribution - monitoring - protection (overloading, over/undervoltage, incorrect frequency)	x	x	x	x	x	
LO	State which parameters are used to monitor an electrical system for parallel and split system operation.	x	x	x	x	x	
LO	Describe how batteries are monitored.	x	x	x	x	x	
LO	State that Ni-Cd batteries are monitored to avoid damage resulting from excessive temperature increase (thermal runaway).	x	x	x	x	x	
LO	Interpret various different ammeter indications of an ammeter which monitors the charge current of the battery.	x	x	x	x	x	
021 09 05 00	Electrical motors						
021 09 05 01	General						
LO	State that the purpose of an electric motor is to convert electrical energy into mechanical energy.	x	x	x	x	x	
021 09 05 02	Operating principle						
LO	Explain the operating principle of an electric motor as being an electrical current carrying conductor inside a magnetic field that experiences a (Lorentz/ EMF) force.	x	x	x	x	x	
LO	State that electrical motors can be AC or DC type.	x	x	x	x	x	
021 09 05 03	Components						

JAA Administrative & Guidance Material
Section Five: Licensing, Part Two: Procedures

CHAPTER 19: DETAILED THEORETICAL KNOWLEDGE SYLLABUS AND LEARNING OBJECTIVES
 Subject – 021 – Aircraft General Knowledge
 See Appendix 1 to JAR-FCL 1.470 and JAR-FCL 2.470

Syllabus Reference	Syllabus details and associated Learning Objectives	Aeroplane		Helicopter		IR	
		ATPL	CPL	ATPL/IR	ATPL		CPL
	LO Name the following components of an electric motor and explain their function: - rotor (rotating part of an electric motor), - stator (stationary part of an electric motor).	x	x	x	x	x	
021 10 00 00	PISTON ENGINES						
	<i>Remark: This topic includes diesel engines and petrol engines.</i>						
021 10 01 00	General						
021 10 01 01	Types of internal combustion engine: basic principles, definitions						
	LO Define the following terms and expressions: - RPM - torque - Manifold Absolute Pressure (MAP) - power output - specific fuel consumption - mechanical efficiency, thermal efficiency, volumetric efficiency - compression ratio, clearance volume, swept (displaced) volume, total volume	x	x	x	x	x	
	LO Describe the influence of compression ratio on thermal efficiency.	x	x	x	x	x	
021 10 01 02	Engine: design, operation, components and materials						

JAA Administrative & Guidance Material
Section Five: Licensing, Part Two: Procedures

CHAPTER 19: DETAILED THEORETICAL KNOWLEDGE SYLLABUS AND LEARNING OBJECTIVES
 Subject – 021 – Aircraft General Knowledge
 See Appendix 1 to JAR-FCL 1.470 and JAR-FCL 2.470

Syllabus Reference	Syllabus details and associated Learning Objectives	Aeroplane		Helicopter		IR
		ATPL	CPL	ATPL/IR	ATPL	
LO	Describe the following main engine components and state their function. - crankcase - crankshaft - connecting rod - piston - piston pin - piston rings - cylinder - cylinder head - valves - valve springs - push rod - camshaft - rocker arm - cam shaft gear - bearings	x	x	x	x	x

JAA Administrative & Guidance Material
Section Five: Licensing, Part Two: Procedures

CHAPTER 19: DETAILED THEORETICAL KNOWLEDGE SYLLABUS AND LEARNING OBJECTIVES
 Subject – 021 – Aircraft General Knowledge
 See Appendix 1 to JAR-FCL 1.470 and JAR-FCL 2.470

Syllabus Reference	Syllabus details and associated Learning Objectives	Aeroplane		Helicopter		IR	
		ATPL	CPL	ATPL/IR	ATPL		CPL
LO	State the materials used for the following engine components: - crankcase - crankshaft - connecting rod - piston - piston pin - cylinder - cylinder head - valves - camshaft	x	x	x	x	x	
LO	Name and identify the various types of engine design with regard to cylinder arrangement such as: - horizontal opposed - in line - radial and working cycle (4 stroke: petrol and diesel).	x	x	x	x	x	
LO	Describe the gas state changes, the valve positions and the ignition timing during the four strokes of the theoretical piston engine cycle.	x	x	x	x	x	
LO	Explain the main differences between the theoretical (Otto cycle) and practical four stroke piston engine cycles.	x	x	x	x	x	

JAA Administrative & Guidance Material
Section Five: Licensing, Part Two: Procedures

CHAPTER 19: DETAILED THEORETICAL KNOWLEDGE SYLLABUS AND LEARNING OBJECTIVES
 Subject – 021 – Aircraft General Knowledge
 See Appendix 1 to JAR-FCL 1.470 and JAR-FCL 2.470

Syllabus Reference	Syllabus details and associated Learning Objectives	Aeroplane		Helicopter		IR
		ATPL	CPL	ATPL/IR	ATPL	
LO	Describe the differences between petrol engines and diesel engines with respect to: - means of ignition - maximum compression ratio - air or mixture supply to the cylinder - specific power output (kW/kg) - thermal efficiency - pollution from the exhaust	x	x	x	x	x
021 10 02 00	Fuel					
021 10 02 01	Types, grades, characteristics, limitations					
LO	Name the type of fuel used for petrol engines including its colour (AVGAS).	x	x	x	x	x
LO	Name the types of fuel used for diesel engines (kerosene or diesel).	x	x	x	x	x
LO	Define the term 'octane rating'.	x	x	x	x	x
LO	Describe the combustion process in a piston engine cylinder for both petrol and diesel engines.	x	x	x	x	x
LO	Define the term "flame front velocity" and describe its variations depending on the fuel-air mixture for petrol engines.	x	x	x	x	x
LO	Define the term "detonation" and describe the causes and effects of detonation for both petrol and diesel engines.	x	x	x	x	x
LO	Define the term "pre-ignition" and describe the causes and effects of pre-ignition for both petrol and diesel engines.	x	x	x	x	x
LO	Identify the conditions and power settings that promote detonation for petrol engines.	x	x	x	x	x

JAA Administrative & Guidance Material
Section Five: Licensing, Part Two: Procedures

CHAPTER 19: DETAILED THEORETICAL KNOWLEDGE SYLLABUS AND LEARNING OBJECTIVES
 Subject – 021 – Aircraft General Knowledge
 See Appendix 1 to JAR-FCL 1.470 and JAR-FCL 2.470

Syllabus Reference	Syllabus details and associated Learning Objectives	Aeroplane		Helicopter		IR
		ATPL	CPL	ATPL/IR	ATPL	
LO	Describe how detonation in petrol engines is recognised.	x	x	x	x	x
LO	Name the anti-detonation petrol fuel additive (Tetra Ethyl Lead)	x	x	x	x	x
LO	Describe the method and occasions for checking the fuel for water content.	x	x	x	x	x
LO	State the typical value of fuel density for aviation gasoline and diesel fuel.	x	x	x	x	x
LO	Explain volatility, viscosity and vapour locking for petrol and diesel fuels.	x	x	x	x	x
021 10 03 00	Engine fuel pumps					
LO	Describe the need for a separate engine driven fuel pump.	x	x	x	x	x
LO	List the different types of engine driven fuel pumps: - gear type - vane type	x	x	x	x	x
021 10 04 00	Carburettor/Injection system					
021 10 04 01	Carburettor: design, operation, degraded modes of operation, indications and warnings					
LO	State the purpose of a carburettor.	x	x	x	x	x
LO	Describe the operating principle of the simple float chamber carburettor.	x	x	x	x	x
LO	Describe the method of achieving reliable idle operation.	x	x	x	x	x
LO	Describe the methods of obtaining mixture control over the whole operating engine power setting range (compensation jet, diffuser).	x	x	x	x	x
LO	Describe the methods of obtaining mixture control over the whole operating altitude range.	x	x	x	x	x
LO	Explain the purpose and the operating principle of an accelerator pump.	x	x	x	x	x

JAA Administrative & Guidance Material
Section Five: Licensing, Part Two: Procedures

CHAPTER 19: DETAILED THEORETICAL KNOWLEDGE SYLLABUS AND LEARNING OBJECTIVES
 Subject – 021 – Aircraft General Knowledge
 See Appendix 1 to JAR-FCL 1.470 and JAR-FCL 2.470

Syllabus Reference	Syllabus details and associated Learning Objectives	Aeroplane		Helicopter			IR
		ATPL	CPL	ATPL/IR	ATPL	CPL	
LO	Explain the purpose of power enrichment	x	x	x	x	x	
LO	Describe the function of the carburettor heat system.	x	x	x	x	x	
LO	Explain the effect of carburettor heat on mixture ratio and power output.	x	x	x	x	x	
LO	Explain the purpose and the operating principle of a primer pump.	x	x	x	x	x	
LO	Discuss other methods for priming an engine (acceleration pumps).	x	x	x	x	x	
LO	Explain the danger of carburettor fire, including corrective measures.	x	x	x	x	x	
021 10 04 02	Injection: design, operation, degraded modes of operation, indications and warnings						
LO	Describe the low pressure, continuous flow type fuel injection system used on light aircraft piston petrol engines with the aid of a schematic diagram.	x	x	x	x	x	
LO	Explain the advantages of an injection system compared with a carburettor system	x	x	x	x	x	
LO	Explain the requirement for two different pumps in the fuel injection system and describe their operation.	x	x	x	x	x	
LO	Describe the task and explain the operating principle of the fuel and mixture control valves in the injection system for petrol engines.	x	x	x	x	x	
LO	Describe the task and explain the operating principle of the fuel manifold valve, the discharge nozzles and the fuel flow meter in the fuel injection system for petrol engines.	x	x	x	x	x	

JAA Administrative & Guidance Material
Section Five: Licensing, Part Two: Procedures

CHAPTER 19: DETAILED THEORETICAL KNOWLEDGE SYLLABUS AND LEARNING OBJECTIVES
 Subject – 021 – Aircraft General Knowledge
 See Appendix 1 to JAR-FCL 1.470 and JAR-FCL 2.470

Syllabus Reference	Syllabus details and associated Learning Objectives	Aeroplane		Helicopter		IR	
		ATPL	CPL	ATPL/IR	ATPL		CPL
	LO Describe the injection system of a diesel engine and explain the function of the following components: - high pressure fuel injection pump - common rail principle - fuel lines - fuel injectors	x	x	x	x	x	
021 10 04 03	Icing						
	LO Describe the causes and effects of carburettor icing and the action to be taken if carburettor icing is suspected.	x	x	x	x	x	
	LO Name the meteorological conditions within which carburettor icing may occur.	x	x	x	x	x	
	LO Describe the indications of the presence of carburettor icing with both a fixed pitch and a constant speed propeller.	x	x				
	LO Describe the indications of the presence of carburettor icing with a helicopter.			x	x	x	
	LO Describe the indications that will occur upon selection of carburettor heat depending on whether ice is present or not.	x	x	x	x	x	
	LO Explain the reason for the use of alternate air on fuel injection systems and describe its operating principle.	x	x	x	x	x	
	LO State the meteorological conditions under which induction system icing may occur.	x	x	x	x	x	
021 10 05 00	Cooling systems						
021 10 05 01	Design, operation, indications and warnings						
	LO Specify the reasons for cooling a piston engine.	x	x	x	x	x	
	LO Describe the design features to enhance cylinder air cooling for aeroplanes..	x	x				

JAA Administrative & Guidance Material
Section Five: Licensing, Part Two: Procedures

CHAPTER 19: DETAILED THEORETICAL KNOWLEDGE SYLLABUS AND LEARNING OBJECTIVES
 Subject – 021 – Aircraft General Knowledge
 See Appendix 1 to JAR-FCL 1.470 and JAR-FCL 2.470

Syllabus Reference	Syllabus details and associated Learning Objectives	Aeroplane		Helicopter		IR	
		ATPL	CPL	ATPL/IR	ATPL		CPL
LO	Describe the design features to enhance cylinder air cooling for helicopters (e.g. engine driven impeller and scroll assembly, baffles)			x	x	x	
LO	Compare the advantages of liquid and air cooling systems.	x	x	x	x	x	
LO	Identify the cylinder head temperature indication to monitor engine cooling.	x	x	x	x	x	
LO	Describe the function and the operation of cowl flaps.	x	x				
021 10 06 00	Lubrication systems						
021 10 06 01	Lubricants: characteristics, limitations						
LO	Describe the term 'viscosity' including the effect of temperature.	x	x	x	x	x	
LO	Describe the viscosity grade numbering system used in aviation.	x	x	x	x	x	
021 10 06 02	Design, operation, indications and warnings						
LO	State the functions of a piston engine lubrication system.	x	x	x	x	x	

JAA Administrative & Guidance Material
Section Five: Licensing, Part Two: Procedures

CHAPTER 19: DETAILED THEORETICAL KNOWLEDGE SYLLABUS AND LEARNING OBJECTIVES
 Subject – 021 – Aircraft General Knowledge
 See Appendix 1 to JAR-FCL 1.470 and JAR-FCL 2.470

Syllabus Reference	Syllabus details and associated Learning Objectives	Aeroplane		Helicopter		IR
		ATPL	CPL	ATPL/IR	ATPL	
LO	Describe the working principle of a dry sump lubrication system and describe the functions of the following components: - oil tank (reservoir) and its internal components: hot well; de-aerator; vent; expansion space. - check valve (non return valve) - pressure pump and pressure relief valve - scavenge pump - filters (suction, pressure and scavenge) - oil cooler - oil cooler by-pass valve (anti-surge and thermo-static) - pressure and temperature sensors - lines	x	x	x	x	x
LO	Describe a wet sump lubrication system.	x	x	x	x	x
LO	State the differences between a wet and a dry sump lubrication system.	x	x	x	x	x
LO	State the advantages/disadvantages of each system.	x	x	x	x	x
LO	List the following factors that influence oil consumption: - oil grade - cylinder and piston wear - condition of piston rings	x	x	x	x	x
LO	Describe the interaction between oil pressure, oil temperature and oil quantity.	x	x	x	x	x
021 10 07 00	Ignition circuits					

JAA Administrative & Guidance Material
Section Five: Licensing, Part Two: Procedures

CHAPTER 19: DETAILED THEORETICAL KNOWLEDGE SYLLABUS AND LEARNING OBJECTIVES

Subject – 021 – Aircraft General Knowledge

See Appendix 1 to JAR-FCL 1.470 and JAR-FCL 2.470

Syllabus Reference	Syllabus details and associated Learning Objectives	Aeroplane		Helicopter			IR
		ATPL	CPL	ATPL/IR	ATPL	CPL	
021 10 07 01	Design, operation						
LO	Describe the working principle of a magneto ignition system and the functions of the following components: - magneto - contact breaker points - capacitor (condenser) - coils or windings - ignition switches - distributor - spark plug - High tension (HT) cable	x	x	x	x	x	
LO	State why piston engines are equipped with two electrically independent ignition systems.	x	x	x	x	x	
LO	State the function and operating principle of the following methods of spark augmentation: - starter vibrator (booster coil) - impulse start coupling	x	x				
LO	State the function and operating principle of the following methods of spark augmentation: - starter vibrator (booster coil) - both magnetos live			x	x	x	
LO	Explain the function of the magneto check.	x	x	x	x	x	
LO	State the reasons for using the correct temperature grade for a spark plug.	x	x	x	x	x	

JAA Administrative & Guidance Material
Section Five: Licensing, Part Two: Procedures

CHAPTER 19: DETAILED THEORETICAL KNOWLEDGE SYLLABUS AND LEARNING OBJECTIVES
 Subject – 021 – Aircraft General Knowledge
 See Appendix 1 to JAR-FCL 1.470 and JAR-FCL 2.470

Syllabus Reference	Syllabus details and associated Learning Objectives	Aeroplane		Helicopter			IR
		ATPL	CPL	ATPL/IR	ATPL	CPL	
LO	Explain the function of ignition timing advance or retard.	x	x	x	x	x	
LO	Explain how combustion is initiated in diesel engines.	x	x	x	x	x	
021 10 08 00	Mixture						
021 10 08 01	Definition, characteristic mixtures, control instruments, associated control levers, indications						
LO	Define the following terms: - mixture - chemically correct ratio (stoichiometric) - best power ratio - lean (weak) mixture (lean or rich side of the EGT top) - rich mixture	x	x	x	x	x	
LO	State the typical fuel to air ratio values or range of values for the above mixtures.	x	x	x	x	x	
LO	Describe the advantages and disadvantages of weak and rich mixtures.	x	x	x	x	x	
LO	Describe the relation between engine specific fuel consumption and mixture ratio.	x	x	x	x	x	
LO	Describe the use of the exhaust gas temperature as an aid to mixture setting.	x	x	x	x	x	
LO	Explain the relation between mixture ratio, cylinder head temperature, detonation and pre ignition.	x	x	x	x	x	
LO	Explain the absence of mixture control in diesel engines.	x	x	x	x	x	
021 10 09 00	Aeroplane: Propellers						
021 10 09 01	Definitions, general.						

JAA Administrative & Guidance Material
Section Five: Licensing, Part Two: Procedures

CHAPTER 19: DETAILED THEORETICAL KNOWLEDGE SYLLABUS AND LEARNING OBJECTIVES
 Subject – 021 – Aircraft General Knowledge
 See Appendix 1 to JAR-FCL 1.470 and JAR-FCL 2.470

Syllabus Reference	Syllabus details and associated Learning Objectives	Aeroplane		Helicopter			IR
		ATPL	CPL	ATPL/IR	ATPL	CPL	
	<i>Remark: Definitions and aerodynamic concepts are detailed in subject 081, topic 07 (Propellers) but need to be appreciated for this subject also.</i>	x	x				
021 10 09 02	Constant speed propeller: Design, operation, system components						
LO	Describe the operating principle of a constant speed propeller system under normal flight operations with the aid of a schematic diagram.	x	x				
LO	Explain the need for a Manifold Absolute Pressure (MAP) indicator to control the power setting with a constant speed propeller.	x	x				
LO	State the purpose of a torquemeter.	x	x				
LO	State the purpose and describe the operation of a low pitch stop (centrifugal latch).	x	x				
LO	Describe the operating principle of a single acting and a double acting variable pitch propeller for single and multi engine aeroplanes.	x	x				
LO	Describe the function and the basic operating principle of synchronising and synchro phasing systems.	x	x				
LO	Explain the purpose and the basic operating principle of an auto-feathering system including un-feathering.	x	x				
021 10 09 03	Reduction gearing: Design						
LO	State the purpose of reduction gearing.	x	x				
LO	Explain the principles of design for reduction gearing.	x	x				
021 10 09 04	Propeller handling: Associated control levers, degraded modes of operation, indications and warnings						
LO	Describe the checks to be carried out on a constant speed propeller system after engine start.	x	x				

JAA Administrative & Guidance Material
Section Five: Licensing, Part Two: Procedures

CHAPTER 19: DETAILED THEORETICAL KNOWLEDGE SYLLABUS AND LEARNING OBJECTIVES
 Subject – 021 – Aircraft General Knowledge
 See Appendix 1 to JAR-FCL 1.470 and JAR-FCL 2.470

Syllabus Reference	Syllabus details and associated Learning Objectives	Aeroplane		Helicopter		IR
		ATPL	CPL	ATPL/IR	ATPL	
LO	Describe the operation of a constant speed propeller system during flight at different true air speeds and RPM including an overspeeding propeller.	x	x			
LO	Describe the operating principle of a variable pitch propeller when feathering and un-feathering, including the operation of cockpit controls.	x	x			
LO	Describe the operating principle of a variable pitch propeller when reverse pitch is selected, including the operation of cockpit controls.	x	x			
LO	Describe the operation of the propeller levers during different phases of flight.					
021 10 10 00	Performance and engine handling					
021 10 10 01	Performance					
LO	Engine Performance: Define pressure altitude, density altitude.	x	x	x	x	x
LO	Describe the effect on power output of a petrol and diesel engine taking into consideration the following parameters: - ambient pressure, exhaust back pressure - temperature - density altitude - humidity.	x	x	x	x	x
LO	Explain the term normally aspirated engine.	x	x	x	x	x
LO	Power Augmentation Devices: Explain the requirement for power augmentation (turbocharging) of a piston engine.	x	x	x	x	x

JAA Administrative & Guidance Material
Section Five: Licensing, Part Two: Procedures

CHAPTER 19: DETAILED THEORETICAL KNOWLEDGE SYLLABUS AND LEARNING OBJECTIVES
 Subject – 021 – Aircraft General Knowledge
 See Appendix 1 to JAR-FCL 1.470 and JAR-FCL 2.470

Syllabus Reference	Syllabus details and associated Learning Objectives	Aeroplane		Helicopter		IR	
		ATPL	CPL	ATPL/IR	ATPL		CPL
LO	Describe the function and the principle of operation of the following main components of a turbocharger: - turbine - compressor - waste gate - waste gate actuator - absolute pressure controller - density controller - differential pressure controller	x	x	x	x	x	
LO	Explain the difference between an altitude-boosted turbocharger and a ground-boosted turbocharger.	x	x	x	x	x	
LO	Explain turbo-lag.	x	x	x	x	x	
LO	Define the term critical altitude.	x	x	x	x	x	
LO	Explain the function of an intercooler.	x	x	x	x	x	
LO	Define the terms full throttle height and rated altitude.	x	x	x	x	x	
021 10 10 02	Engine handling						
LO	State the correct procedures for setting the engine controls when increasing or decreasing power.	x	x	x	x	x	
LO	Define the following terms - Take-off Power - Maximum Continuous Power.	x	x	x	x	x	

JAA Administrative & Guidance Material
Section Five: Licensing, Part Two: Procedures

CHAPTER 19: DETAILED THEORETICAL KNOWLEDGE SYLLABUS AND LEARNING OBJECTIVES
 Subject – 021 – Aircraft General Knowledge
 See Appendix 1 to JAR-FCL 1.470 and JAR-FCL 2.470

Syllabus Reference	Syllabus details and associated Learning Objectives	Aeroplane		Helicopter		IR
		ATPL	CPL	ATPL/IR	ATPL	
	LO Describe the term hydraulicing and the precautions to be taken prior to engine start.	<u>x</u>	<u>x</u>	<u>x</u>	<u>x</u>	<u>x</u>
LO	Describe the start problems associated with extreme cold weather.	x	x	x	x	x
LO	FADEC for a piston engine: To be introduced at a later date.	x	x	x	x	x
021 11 00 00	TURBINE ENGINES					
021 11 01 00	Basic principles					
021 11 01 01	Basic generation of thrust and the thrust formula					
LO	Describe how thrust is produced by a basic gas turbine engine.	x	x			
LO	Describe the simple form of the thrust formula for a basic straight turbo-jet and perform simple calculations (including pressure thrust).	x	x			
LO	State that thrust can be considered to remain approximately constant over the whole aeroplane subsonic speed range.	x	x			
021 11 01 02	Design, types of turbine engines, components					
LO	List the main components of a basic gas turbine engine. - inlet - compressor - combustion chamber - turbine - outlet	x	x	x	x	x
LO	Describe the system of station numbering in a gas turbine engine.	x	x	x	x	x
LO	Describe the variation of static pressure, temperature and axial velocity in a gas turbine engine under normal operating conditions and with the aid of a working cycle diagram.	x	x	x	x	x

JAA Administrative & Guidance Material
Section Five: Licensing, Part Two: Procedures

CHAPTER 19: DETAILED THEORETICAL KNOWLEDGE SYLLABUS AND LEARNING OBJECTIVES
 Subject – 021 – Aircraft General Knowledge
 See Appendix 1 to JAR-FCL 1.470 and JAR-FCL 2.470

Syllabus Reference	Syllabus details and associated Learning Objectives	Aeroplane		Helicopter			IR
		ATPL	CPL	ATPL/IR	ATPL	CPL	
LO	Describe the differences between absolute, circumferential (tangential) and axial velocity.	x	x	x	x	x	
LO	List the different types of gas turbine engines. - straight jet - turbo fan - turbo prop	x	x				
LO	State that a gas turbine engine can have one or more spools.	x	x	x	x	x	
LO	Describe how thrust is produced by turbojet and turbofan engines.	x	x				
LO	Describe how power is produced by turboprop engines.	x	x				
LO	Describe the term 'equivalent horsepower' (= thrust horsepower + shaft horsepower).	x	x				
LO	Explain the principle of a free turbine or free power turbine.	x	x	x	x	x	
LO	Define the term bypass ratio and perform simple calculations to determine bypass ratio.	x	x				
LO	Define the terms propulsive power, propulsive efficiency, thermal efficiency and total efficiency.	x	x				
LO	Describe the influence of compressor pressure ratio on thermal efficiency.	x	x	x	x	x	
LO	Explain the variations of propulsive efficiency with forward speed for turbojet, turbofan and turboprop engines	x	x				
LO	Define the term 'specific fuel consumption' for turbojets and turboprops.	x	x				
021 11 01 03	Coupled turbine engine: design, operation, components and materials						
LO	Name the main assembly parts of a coupled turbine engine and explain the operation of the engine.			x	x	x	

JAA Administrative & Guidance Material
Section Five: Licensing, Part Two: Procedures

CHAPTER 19: DETAILED THEORETICAL KNOWLEDGE SYLLABUS AND LEARNING OBJECTIVES
 Subject – 021 – Aircraft General Knowledge
 See Appendix 1 to JAR-FCL 1.470 and JAR-FCL 2.470

Syllabus Reference	Syllabus details and associated Learning Objectives	Aeroplane		Helicopter			IR
		ATPL	CPL	ATPL/IR	ATPL	CPL	
LO	Explain the limitations of the materials used, in regard to the maximum turbine temperature, engine and drive train torque limits.			x	x	x	
LO	Describe the possible effects on engine components when limits are exceeded.			x	x	x	
LO	Explain that when engine limits are exceeded, this event must be reported.			x	x	x	
021 11 01 04	Free turbine engine: design, components and materials						
LO	Describe the design methods to keep engine size small for installation in helicopters.			x	x	x	
LO	List the main components of a free turbine engine.			x	x	x	
LO	Describe how the power is developed by a turboshaft/free turbine engine.			x	x	x	
LO	Explain how the exhaust gas temperature is used to monitor turbine stress.			x	x	x	
021 11 02 00	Main engine components						
021 11 02 01	Aeroplane: Air intake						
LO	State the functions of the engine air inlet/air intake.	x	x				
LO	Describe the geometry of a subsonic (pitot type) air inlet.	x	x				
LO	Explain the gas parameter changes in a subsonic air inlet at different flight speeds.	x	x				

JAA Administrative & Guidance Material
Section Five: Licensing, Part Two: Procedures

CHAPTER 19: DETAILED THEORETICAL KNOWLEDGE SYLLABUS AND LEARNING OBJECTIVES
 Subject – 021 – Aircraft General Knowledge
 See Appendix 1 to JAR-FCL 1.470 and JAR-FCL 2.470

Syllabus Reference	Syllabus details and associated Learning Objectives	Aeroplane		Helicopter			IR
		ATPL	CPL	ATPL/IR	ATPL	CPL	
LO	Describe the reasons for, and the dangers of, the following operational problems concerning the engine air inlet: - airflow separation - inlet icing - inlet damage - foreign object damage (FOD) - heavy in-flight turbulence	x	x				
021 11 02 02	Compressor and diffuser						
LO	State the purpose of the compressor	x	x	x	x	x	
LO	Describe the working principle of a centrifugal and an axial flow compressor.	x	x	x	x	x	
LO	Name the following main components of a single stage and describe their function for a centrifugal compressor: - impeller - diffuser	x	x	x	x	x	
LO	Name the following main components of a single stage and describe their function for an axial compressor: - rotor vanes - stator vanes	x	x	x	x	x	
LO	Describe the gas parameter changes in a compressor stage.	x	x	x	x	x	
LO	Define the term pressure ratio and state a typical value for one stage of a centrifugal and an axial flow compressor and for the complete compressor.	x	x	x	x	x	

JAA Administrative & Guidance Material
Section Five: Licensing, Part Two: Procedures

CHAPTER 19: DETAILED THEORETICAL KNOWLEDGE SYLLABUS AND LEARNING OBJECTIVES
 Subject – 021 – Aircraft General Knowledge
 See Appendix 1 to JAR-FCL 1.470 and JAR-FCL 2.470

Syllabus Reference	Syllabus details and associated Learning Objectives	Aeroplane		Helicopter			IR
		ATPL	CPL	ATPL/IR	ATPL	CPL	
LO	State the advantages and disadvantages of increasing the number of stages in a centrifugal compressor.	x	x	x	x	x	
LO	Explain the difference in sensitivity for Foreign Object Damage (FOD) of a centrifugal compressor compared with an axial flow type.	x	x	x	x	x	
LO	Explain the convergent air annulus through an axial flow compressor.	x	x	x	x	x	
LO	Describe the reason for twisting the compressor blades.	x	x	x	x	x	
LO	State the tasks of inlet guide vanes (IGVs).	x	x	x	x	x	
LO	State the reason for the clicking noise whilst the compressor slowly rotates on the ground.	x	x	x	x	x	
LO	State the advantages of increasing the number of spools.	x	x	x	x	x	
LO	Explain the implications of tip losses and describe the design features to minimise the problem.	x	x	x	x	x	
LO	Explain the problems of blade bending and flapping and describe the design features to minimise the problem.	x	x	x	x	x	
LO	Explain the following terms: - compressor stall, - engine surge.	x	x	x	x	x	
LO	State the conditions that are possible causes of stall and surge.	x	x	x	x	x	
LO	Describe the indications of stall and surge	x	x	x	x	x	
LO	Describe the design features used to minimise the occurrence of stall and surge.	x	x	x	x	x	
LO	Describe a compressor map (surge envelope) with RPM-lines, stall limit, steady state line and acceleration line.	x	x	x	x	x	

JAA Administrative & Guidance Material
Section Five: Licensing, Part Two: Procedures

CHAPTER 19: DETAILED THEORETICAL KNOWLEDGE SYLLABUS AND LEARNING OBJECTIVES
 Subject – 021 – Aircraft General Knowledge
 See Appendix 1 to JAR-FCL 1.470 and JAR-FCL 2.470

Syllabus Reference	Syllabus details and associated Learning Objectives	Aeroplane		Helicopter		IR	
		ATPL	CPL	ATPL/IR	ATPL		CPL
LO	Describe the function of the diffuser.	x	x	x	x	x	
021 11 02 03	Combustion chamber						
LO	Define the purpose of the combustion chamber.	x	x	x	x	x	
LO	List the requirements for combustion.	x	x	x	x	x	
LO	Describe the working principle of a combustion chamber.	x	x	x	x	x	
LO	Explain the reason for reducing the airflow axial velocity at the combustion chamber inlet (snout).	x	x	x	x	x	
LO	State the function of the swirl vanes (swirler).	x	x	x	x	x	
LO	State the function of the drain valves.	x	x	x	x	x	
LO	Define the terms 'primary airflow' and 'secondary airflow' and explain their purpose.	x	x	x	x	x	
LO	Explain the following two mixture ratios: - primary airflow to fuel - total airflow (within the combustion chamber) to fuel.	x	x	x	x	x	
LO	Describe the gas parameter changes in the combustion chamber.	x	x	x	x	x	
LO	State a typical maximum value of the outlet temperature of the combustion chamber.	x	x	x	x	x	

JAA Administrative & Guidance Material
Section Five: Licensing, Part Two: Procedures

CHAPTER 19: DETAILED THEORETICAL KNOWLEDGE SYLLABUS AND LEARNING OBJECTIVES
 Subject – 021 – Aircraft General Knowledge
 See Appendix 1 to JAR-FCL 1.470 and JAR-FCL 2.470

Syllabus Reference	Syllabus details and associated Learning Objectives	Aeroplane		Helicopter			IR
		ATPL	CPL	ATPL/IR	ATPL	CPL	
LO	Describe the following types of combustion chamber and state the differences between them: - can type - can-annular, cannular or turbo-annular - annular - reverse-flow annular	x	x	x	x	x	
LO	Describe the principle of operation of a simplex and a duplex fuel spray nozzle (atomiser).	x	x	x	x	x	
021 11 02 04	Turbine						
LO	Explain the purpose of a turbine in different types of gas turbine engines.	x	x	x	x	x	
LO	Describe the principles of operation of impulse, reaction and impulse-reaction axial flow turbines.	x	x	x	x	x	
LO	Name the main components of a turbine stage and their function.	x	x	x	x	x	
LO	Describe the working principle of a turbine.	x	x	x	x	x	
LO	Describe the gas parameter changes in a turbine stage.	x	x	x	x	x	
LO	Describe the function and the working principle of Active Clearance Control.	x	x	x	x	x	
LO	Describe the implications of tip losses and the means to minimise.	x	x	x	x	x	
LO	Explain why the available engine thrust is limited by the turbine inlet temperature.	x	x	x	x	x	
LO	Explain the divergent gas flow annulus through an axial flow turbine.	x	x	x	x	x	
LO	Describe turbine blade convection, impingement and film cooling.	x	x	x	x	x	
LO	Explain the high mechanical-thermal stress in the turbine blades and wheels.	x	x	x	x	x	

JAA Administrative & Guidance Material
Section Five: Licensing, Part Two: Procedures

CHAPTER 19: DETAILED THEORETICAL KNOWLEDGE SYLLABUS AND LEARNING OBJECTIVES
 Subject – 021 – Aircraft General Knowledge
 See Appendix 1 to JAR-FCL 1.470 and JAR-FCL 2.470

Syllabus Reference	Syllabus details and associated Learning Objectives	Aeroplane		Helicopter			IR
		ATPL	CPL	ATPL/IR	ATPL	CPL	
LO	Explain the term creep.	x	x	x	x	x	
LO	Explain the consequences of creep on the turbine.	x	x	x	x	x	
LO	Explain the terms 'low cycle fatigue' and 'high cycle fatigue'.	x	x	x	x	x	
021 11 02 05	Aeroplane: Exhaust						
LO	Name the following main components of the exhaust unit and their function. - jet pipe - propelling nozzle - exhaust cone	x	x				
LO	Describe the working principle of the exhaust unit.	x	x				
LO	Describe the gas parameter changes in the exhaust unit.	x	x				
LO	Define the term 'choked exhaust nozzle' (not applicable for turboprops).	x					
LO	Explain how jet exhaust noise can be reduced.	x	x				
021 11 02 06	Helicopter: Air intake						
LO	Name and explain the main task of the engine air intake.			x	x	x	
LO	Describe the use of a convergent air intake ducting on helicopters.			x	x	x	

JAA Administrative & Guidance Material
Section Five: Licensing, Part Two: Procedures

CHAPTER 19: DETAILED THEORETICAL KNOWLEDGE SYLLABUS AND LEARNING OBJECTIVES
 Subject – 021 – Aircraft General Knowledge
 See Appendix 1 to JAR-FCL 1.470 and JAR-FCL 2.470

Syllabus Reference	Syllabus details and associated Learning Objectives	Aeroplane		Helicopter		IR	
		ATPL	CPL	ATPL/IR	ATPL		CPL
LO	Describe the reasons for and the dangers of the following operational problems concerning the engine air intake: - airflow separations - intake icing - intake damage - foreign object damage - heavy in flight turbulence			x	x	x	
LO	Describe the conditions and circumstances during ground operations when foreign object damage is most likely to occur.			x	x	x	
LO	Describe and explain the principles of air intake filter systems that can be fitted to some helicopters for operations in icing and sand conditions.			x	x	x	
LO	Describe the function of the heated pads on some helicopter air intakes.			x	x	x	
021 11 02 07	Helicopter: Exhaust						
LO	Name the following main components of the exhaust unit and their function. - jet pipe - exhaust cone			x	x	x	
LO	Describe the working principle of the exhaust unit.			x	x	x	
LO	Describe the gas parameter changes in the exhaust unit.			x	x	x	
021 11 03 00	Additional components and systems						
021 11 03 01	Engine fuel system						
LO	Name the main components of the engine fuel system and state their function.	x	x	x	x	x	

JAA Administrative & Guidance Material
Section Five: Licensing, Part Two: Procedures

CHAPTER 19: DETAILED THEORETICAL KNOWLEDGE SYLLABUS AND LEARNING OBJECTIVES
 Subject – 021 – Aircraft General Knowledge
 See Appendix 1 to JAR-FCL 1.470 and JAR-FCL 2.470

Syllabus Reference	Syllabus details and associated Learning Objectives	Aeroplane		Helicopter		IR	
		ATPL	CPL	ATPL/IR	ATPL		CPL
	LO Name the two types of engine driven high-pressure pump such as: - gear type - swash plate type	x	x	x	x	x	
	LO State the tasks of the fuel control unit.	x	x	x	x	x	
	LO List the possible input parameters to a fuel control unit to achieve a given thrust/power setting.	x	x	x	x	x	
021 11 03 02	Engine control system						
	LO State the tasks of the engine control system.	x	x	x	x	x	
	LO List the following different types of engine control systems (refer to AMC to CS-E 50 Engine control system (1) Applicability) and state their respective engine control (output) parameters: - hydro mechanical (Main Engine Control: MEC). - hydro mechanical with a limited authority electronic supervisor (Power Management System/Control: PMS/PMC). - single channel full authority Engine control with hydro mechanical back-up. - dual channel full authority Electronic Engine Control System with no back-up or any other combination (FADEC).	x	x	x	x	x	
	LO Describe a F.A.D.E.C. as a full authority dual channel system including functions such as an electronic engine control unit , wiring, sensors, variable vanes, active clearance control, bleed configuration, electrical signalling of TLA (see also AMC to CS-E-50), and an EGT protection function and engine overspeed.	x		x	x		
	LO Explain how redundancy is achieved by using more than one channel in a FADEC system.	x		x	x		

JAA Administrative & Guidance Material
Section Five: Licensing, Part Two: Procedures

CHAPTER 19: DETAILED THEORETICAL KNOWLEDGE SYLLABUS AND LEARNING OBJECTIVES
 Subject – 021 – Aircraft General Knowledge
 See Appendix 1 to JAR-FCL 1.470 and JAR-FCL 2.470

Syllabus Reference	Syllabus details and associated Learning Objectives	Aeroplane		Helicopter			IR
		ATPL	CPL	ATPL/IR	ATPL	CPL	
LO	State the consequences of a FADEC single input data failure.	x		x	x		
LO	State that all input and output data are checked by both channels.	x		x	x		
LO	State that a FADEC system uses its own sensors and that in some cases also data from aircraft systems are used.	x		x	x		
LO	State that a FADEC must have its own source of electrical power.	x		x	x		
021 11 03 03	Engine lubrication						
LO	State the tasks of an engine lubrication system.	x	x				
LO	Name the following main components of a lubrication system and state their function. - oil tank and centrifugal breather - oil pumps (pressure and scavenge pumps) - oil filters (including the by-pass) - oil sumps - chip detectors - coolers	x	x				
LO	Explain that each spool is fitted with at least one ball bearing and two or more roller bearings.	x	x				
LO	Explain the use of compressor air in oil sealing systems (e.g. labyrinth seals).	x	x				
021 11 03 04	Engine auxiliary gearbox						
LO	State the tasks of the auxiliary gearbox.	x	x				
LO	Describe how the gearbox is driven and lubricated.	x	x				

JAA Administrative & Guidance Material
Section Five: Licensing, Part Two: Procedures

CHAPTER 19: DETAILED THEORETICAL KNOWLEDGE SYLLABUS AND LEARNING OBJECTIVES
 Subject – 021 – Aircraft General Knowledge
 See Appendix 1 to JAR-FCL 1.470 and JAR-FCL 2.470

Syllabus Reference	Syllabus details and associated Learning Objectives	Aeroplane		Helicopter		IR
		ATPL	CPL	ATPL/IR	ATPL	
021 11 03 05	Engine ignition					
LO	State the task of the ignition system.	x	x			
LO	Name the following main components of the ignition system and state their function. - power sources - trembler mechanism (vibrator) - transformer - diodes - capacitors - discharge gap (high tension tube) - igniters	x	x			
LO	State why jet turbine engines are equipped with two electrically independent ignition systems.	x	x			
LO	Explain the different modes of operation of the ignition system.	x	x			
021 11 03 06	Engine starter					
LO	Name the main components of the starting system and state their function.	x	x			
LO	Explain the principle of a turbine engine start.	x	x			
LO	Describe the following two types of starters - electric - pneumatic	x	x			
LO	Describe a typical start sequence (on ground/in flight) for a turbofan.	x	x			

JAA Administrative & Guidance Material
Section Five: Licensing, Part Two: Procedures

CHAPTER 19: DETAILED THEORETICAL KNOWLEDGE SYLLABUS AND LEARNING OBJECTIVES
 Subject – 021 – Aircraft General Knowledge
 See Appendix 1 to JAR-FCL 1.470 and JAR-FCL 2.470

Syllabus Reference	Syllabus details and associated Learning Objectives	Aeroplane		Helicopter		IR
		ATPL	CPL	ATPL/IR	ATPL	
LO	Define 'self-sustaining RPM'	x	x			
021 11 03 07	Reverse Thrust					
LO	Name the following main components of a reverse thrust system and state their function. - reverse thrust select lever - power source (pneumatic or hydraulic) - actuators - doors - annunciations	x	x			
LO	Explain the principle of a reverse thrust system.	x	x			
LO	Identify the advantages and disadvantages of using reverse thrust.	x	x			
LO	Describe and explain the following different types of thrust reverser systems. Hot stream reverser - clamshell or bucket door system Cold stream reverser (only turbo fan engines) - blocker doors - cascade vanes.	x	x			
LO	Explain the implications of reversing the cold stream (fan reverser) only on a high by-pass ratio engine.	x	x			
LO	Describe the protection features against inadvertent thrust reverse deployment in flight as present on most transport aeroplanes.	x	x			
LO	Describe the controls and indications provided for the thrust reverser system.	x	x			

JAA Administrative & Guidance Material
Section Five: Licensing, Part Two: Procedures

CHAPTER 19: DETAILED THEORETICAL KNOWLEDGE SYLLABUS AND LEARNING OBJECTIVES
 Subject – 021 – Aircraft General Knowledge
 See Appendix 1 to JAR-FCL 1.470 and JAR-FCL 2.470

Syllabus Reference	Syllabus details and associated Learning Objectives	Aeroplane		Helicopter		IR
		ATPL	CPL	ATPL/IR	ATPL	
021 11 03 08	Helicopter: Additional components and systems: Lubrication system, ignition circuit, starter, accessory gearbox: design, operation, components					
LO	State the task of the lubrication system.			x	x	x
LO	List and describe the common helicopter lubrication systems.			x	x	x
LO	Name the following main components of a helicopter lubrication system: - reservoir, - pump assembly, - external oil filter, - magnetic chip detectors, electronic chip detectors, - thermostatic oil coolers, - breather.			x	x	x
LO	Identify and name the components of a helicopter lubrication system from a diagram.			x	x	x
LO	Identify the indications used to monitor a lubrication system including warning systems			x	x	x
LO	Explain the differences and appropriate use of straight oil and compound oil and describe the oil numbering system for aviation use.			x	x	x
LO	Explain and describe the ignition circuit for engine start and engine re-light facility when the selection is set for both automatic and manual functions.			x	x	x
LO	Explain and describe the starter motor and the sequence of events when starting, and that for most helicopters the starter becomes the generator after the starting sequence is over.			x	x	x
LO	Explain and describe why the engine drives the accessory gearbox.			x	x	x
021 11 04 00	Engine Operation and Monitoring					

JAA Administrative & Guidance Material
Section Five: Licensing, Part Two: Procedures

CHAPTER 19: DETAILED THEORETICAL KNOWLEDGE SYLLABUS AND LEARNING OBJECTIVES
 Subject – 021 – Aircraft General Knowledge
 See Appendix 1 to JAR-FCL 1.470 and JAR-FCL 2.470

Syllabus Reference	Syllabus details and associated Learning Objectives	Aeroplane		Helicopter			IR
		ATPL	CPL	ATPL/IR	ATPL	CPL	
021 11 04 01	General						
LO	Explain the following aeroplane engine limitations: - Take-off, - Go-around, - Maximum Continuous Thrust/power, - Maximum Climb Thrust/power.	x	x				
LO	Explain spool-up time.	x	x	x	x	x	
LO	Explain the reason for the difference between ground and approach flight idle values (RPM).	x	x				
LO	State the parameters that can be used for setting and monitoring the thrust/power.	x	x	x	x	x	
LO	Describe the terms alpha-range, beta-range and reverse thrust as applied to a turboprop power lever.	x	x				
LO	Explain the dangers of inadvertent beta-range selection in flight for a turboprop.	x	x				
LO	Explain the purpose of engine trending.	x	x	x	x		
LO	Explain how the exhaust gas temperature is used to monitor turbine stress.	x	x	x	x		
LO	Describe the effect of engine acceleration and deceleration on the EGT.	x	x	x	x		
LO	Describe the possible effects on engine components when EGT limits are exceeded.	x	x	x	x		
LO	Explain why engine limit exceedences must be reported.	x	x	x	x		
LO	Explain the limitations on the use of the thrust reverser system at low forward speed.	x	x				
LO	Explain the term engine seizure	x	x	x	x		

JAA Administrative & Guidance Material
Section Five: Licensing, Part Two: Procedures

CHAPTER 19: DETAILED THEORETICAL KNOWLEDGE SYLLABUS AND LEARNING OBJECTIVES
 Subject – 021 – Aircraft General Knowledge
 See Appendix 1 to JAR-FCL 1.470 and JAR-FCL 2.470

Syllabus Reference	Syllabus details and associated Learning Objectives	Aeroplane		Helicopter			IR
		ATPL	CPL	ATPL/IR	ATPL	CPL	
LO	State the possible causes of engine seizure and explain their preventative measures.	x	x	x	x		
LO	Explain the reason for the difference in the pressures of the fuel and oil in the heat-exchanger.	x	x	x	x		
LO	Explain oil filter clogging (blockage) and the implications for the lubrication system.	x	x	x	x		
LO	Give examples of monitoring instruments of an engine.	x	x	x	x		
021 11 04 02	Starting malfunctions						
LO	Describe the indications and the possible causes of the following aeroplane starting malfunctions: - false (dry or wet) start - tailpipe fire (torching) - hot start - abortive (hung) start - no N1 rotation - no FADEC indications	x	x				

JAA Administrative & Guidance Material
Section Five: Licensing, Part Two: Procedures

CHAPTER 19: DETAILED THEORETICAL KNOWLEDGE SYLLABUS AND LEARNING OBJECTIVES
 Subject – 021 – Aircraft General Knowledge
 See Appendix 1 to JAR-FCL 1.470 and JAR-FCL 2.470

Syllabus Reference	Syllabus details and associated Learning Objectives	Aeroplane		Helicopter			IR
		ATPL	CPL	ATPL/IR	ATPL	CPL	
LO	Describe the indications and the possible causes of the following helicopter starting malfunctions: - false (dry or wet) start - tailpipe fire (torching) - hot start - abortive (hung) start - no N1 rotation - freewheel failure			x	x	x	
LO	- no FADEC indications			x	x		
021 11 04 03	Re-light envelope						
LO	Explain the re-light envelope.	x	x				
021 11 05 00	Performance aspects						
021 11 05 01	Thrust, performance aspects, and limitations:						
LO	Describe the variation of thrust and specific fuel consumption with altitude at constant TAS.	x	x				
LO	Describe the variation of thrust and specific fuel consumption with TAS at constant altitude.	x	x				
LO	Explain the term flat rated engine by describing the change of take-off thrust, turbine inlet temperature and engine RPM with OAT.	x	x				
LO	Define the term 'engine pressure ratio' (EPR).	x	x				
LO	Explain the use of reduced (flexible) and derated thrust for take-off, and explain the advantages and disadvantages when compared with a full rated take-off.	x	x				

JAA Administrative & Guidance Material
Section Five: Licensing, Part Two: Procedures

CHAPTER 19: DETAILED THEORETICAL KNOWLEDGE SYLLABUS AND LEARNING OBJECTIVES
 Subject – 021 – Aircraft General Knowledge
 See Appendix 1 to JAR-FCL 1.470 and JAR-FCL 2.470

Syllabus Reference	Syllabus details and associated Learning Objectives	Aeroplane		Helicopter			IR
		ATPL	CPL	ATPL/IR	ATPL	CPL	
LO	Describe the effects of use of bleed air on RPM, EGT, thrust and specific fuel consumption.	x	x				
021 11 05 02	Helicopter: Torque, performance aspects, engine handling and limitations: Engine ratings, Engine performance and limitations, Engine handling.						
LO	Describe engine rating torque limits for take-off, transient and maximum continuous			x	x	x	
LO	Describe turbine outlet temperature (TOT) limits for take-off			x	x	x	
LO	Explain why TOT is a limiting factor for helicopter performance			x	x	x	
LO	Describe and explain the relationship between maximum torque available and density altitude, which leads to decreasing torque available with the increase of density altitude			x	x	x	
LO	Explain that hovering down wind on some helicopters will noticeably increase the engine TOT			x	x	x	
LO	Explain the reason why the engine performance is less when aircraft accessories are switched on i.e. anti-ice, heating, hoist, filters			x	x	x	
LO	Describe the effects of use of bleed air on engine parameters.			x	x	x	
LO	Explain that on some helicopter that exceeding the TOT limit may cause the main rotor to droop (slow down).			x	x	x	
021 11 06 00	Auxiliary Power Unit (APU)						
021 11 06 01	Design, operation, functions, operational limitations						
LO	State that an APU is a gas turbine engine and list its tasks.	x		x	x		
LO	State the difference between the two types of APU inlets.	x		x	x		
LO	Define maximum operating and maximum starting altitude.	x		x	x		
LO	Name the typical APU control and monitoring instruments.	x		x	x		

JAA Administrative & Guidance Material
Section Five: Licensing, Part Two: Procedures

CHAPTER 19: DETAILED THEORETICAL KNOWLEDGE SYLLABUS AND LEARNING OBJECTIVES
 Subject – 021 – Aircraft General Knowledge
 See Appendix 1 to JAR-FCL 1.470 and JAR-FCL 2.470

Syllabus Reference	Syllabus details and associated Learning Objectives	Aeroplane		Helicopter		IR
		ATPL	CPL	ATPL/IR	ATPL	
LO	Describe the APU's automatic shut-down protection.	x		x	x	
021 12 00 00	PROTECTION AND DETECTION SYSTEMS					
021 12 01 00	Smoke detection					
021 12 01 01	Types, design, operation, indications and warnings					
LO	Explain the operating principle of the following types of smoke detection sensors: - optical - ionising	x	x			
LO	Give an example of warnings, indications and function tests.	x	x			
021 12 02 00	Fire protection systems					
021 12 02 01	Fire extinguishing (engine and cargo compartments)					
LO	Explain the operating principle of a built-in fire extinguishing system and describe its components.	x	x	x	x	x
LO	State that two discharges must be provided for each engine (see CS 25 1195 (c)).	x	x			
021 12 02 02	Fire detection					
LO	Explain the following principles involved in fire detection: - resistance and capacitance - gas pressure.	x	x	x	x	x

JAA Administrative & Guidance Material
Section Five: Licensing, Part Two: Procedures

CHAPTER 19: DETAILED THEORETICAL KNOWLEDGE SYLLABUS AND LEARNING OBJECTIVES
 Subject – 021 – Aircraft General Knowledge
 See Appendix 1 to JAR-FCL 1.470 and JAR-FCL 2.470

Syllabus Reference	Syllabus details and associated Learning Objectives	Aeroplane		Helicopter			IR
		ATPL	CPL	ATPL/IR	ATPL	CPL	
	LO Explain fire detection applications such as : - bi-metallic - continuous loop - gaseous loop (gas filled detectors)	x	x	x	x	x	
	LO Explain why generally double loop systems are used.	x	x	x	x	x	
	LO Give an example of warnings, indications and function test of a fire protection system.	x	x	x	x	x	
021 12 03 00	Rain protection system						
	LO Explain the principle and method of operation of the following windshield rain protecting systems for an aeroplane: - wipers - liquids (rain repellent) - coating	x	x				
	LO Explain the principle and method of operation of wipers for a helicopter.			x	x	x	
021 13 00 00	OXYGEN SYSTEMS						
	LO Describe the basic operating principle of a cockpit oxygen system and describe the following different modes of operation: - normal (diluter demand) - 100% - emergency	x	x				

JAA Administrative & Guidance Material
Section Five: Licensing, Part Two: Procedures

CHAPTER 19: DETAILED THEORETICAL KNOWLEDGE SYLLABUS AND LEARNING OBJECTIVES
 Subject – 021 – Aircraft General Knowledge
 See Appendix 1 to JAR-FCL 1.470 and JAR-FCL 2.470

Syllabus Reference	Syllabus details and associated Learning Objectives	Aeroplane		Helicopter			IR
		ATPL	CPL	ATPL/IR	ATPL	CPL	
	LO Describe the operating principle and the purposes of the following two portable oxygen systems: - smoke hood - portable bottle	x	x				
	LO Describe the following two oxygen systems that can be used to supply oxygen to passengers: - fixed system (chemical oxygen generator or gaseous) - portable	x	x				
	LO Describe the actuation methods (automatic and manual) and the functioning of a passenger oxygen mask.	x	x				
	LO Compare chemical oxygen generators to gaseous systems with respect to: - capacity - flow regulation	x	x				
	LO State the dangers of grease or oil related to the use of oxygen systems.	x	x				
021 14 00 00	HELICOPTER: MISCELLANEOUS SYSTEMS						
021 14 01 00	Variable rotor speed						
	LO Explain the system when pilots can 'beep' the N _R an additional amount when manoeuvring, landing and taking-off, normally at higher altitudes to obtain extra tail rotor thrust, which makes manoeuvring more positive and safer.			x	x	x	
	LO Explain the system for 'beeping' the NR to its upper limit to enable safer take-off			x	x	x	
021 14 02 00	Active vibration suppression						

JAA Administrative & Guidance Material
Section Five: Licensing, Part Two: Procedures

CHAPTER 19: DETAILED THEORETICAL KNOWLEDGE SYLLABUS AND LEARNING OBJECTIVES
 Subject – 021 – Aircraft General Knowledge
 See Appendix 1 to JAR-FCL 1.470 and JAR-FCL 2.470

Syllabus Reference	Syllabus details and associated Learning Objectives	Aeroplane		Helicopter		IR	
		ATPL	CPL	ATPL/IR	ATPL		CPL
	LO Explain and describe how the active vibration suppression system works through high speed actuators and accelerometer inputs.			x	x	x	
021 14 03 00	Night Vision Goggles						
	LO To be introduced at a later date.			x	x	x	
021 15 00 00	HELICOPTER: ROTOR HEADS						
021 15 01 00	Main rotor						
021 15 01 01	Types						
	LO Describe the following rotor head systems: - Teetering, - articulated, - hingeless, - bearingless.			x	x	x	
	LO Describe the following configuration of rotor systems and their advantages and disadvantages: - tandem - coaxial - side by side			x	x	x	
	LO Explain how flapping, dragging and feathering is achieved in each rotor head systems.			x	x	x	
021 15 01 02	Structural components and materials, stresses, structural limitations						
	LO Identify from a diagram the main structural components of the main types of rotor head system.			x	x	x	

JAA Administrative & Guidance Material
Section Five: Licensing, Part Two: Procedures

CHAPTER 19: DETAILED THEORETICAL KNOWLEDGE SYLLABUS AND LEARNING OBJECTIVES
 Subject – 021 – Aircraft General Knowledge
 See Appendix 1 to JAR-FCL 1.470 and JAR-FCL 2.470

Syllabus Reference	Syllabus details and associated Learning Objectives	Aeroplane		Helicopter			IR
		ATPL	CPL	ATPL/IR	ATPL	CPL	
LO	List and describe the methods used how to detect damage and cracks.			x	x	x	
LO	Explain and describe the structural limitations to respective rotor systems, including the dangers of negative G inputs to certain rotor head systems.			x	x	x	
LO	Describe the various rotor head lubrication methods.			x	x	x	
021 15 01 03	Design and construction						
LO	Describe the material technology used in rotor head design, including construction using the following materials or mixture of materials: - composites - fibreglass - alloys - elastomerics			x	x	x	
021 15 01 04	Adjustment						
LO	Describe and explain the methods of adjustment which are possible on various helicopter rotor head assemblies.			x	x	x	
021 15 02 00	Tail rotor						
021 15 02 01	Types						

JAA Administrative & Guidance Material
Section Five: Licensing, Part Two: Procedures

CHAPTER 19: DETAILED THEORETICAL KNOWLEDGE SYLLABUS AND LEARNING OBJECTIVES
 Subject – 021 – Aircraft General Knowledge
 See Appendix 1 to JAR-FCL 1.470 and JAR-FCL 2.470

Syllabus Reference	Syllabus details and associated Learning Objectives	Aeroplane		Helicopter			IR
		ATPL	CPL	ATPL/IR	ATPL	CPL	
LO	Describe the following tail rotor systems - delta 3 hinge - multi bladed delta 3 effect - fenestron or ducted fan tail rotor - No Tail Rotor (NOTAR) High velocity air jet flows from adjustable nozzles (Coanda effect)			x	x	x	
LO	Identify from a diagram the main structural components of the four main types of tail rotor system.			x	x	x	
LO	Explain and describe the methods to detect damage and cracks on the tail rotor and assembly.			x	x	x	
LO	Explain and describe the structural limitations to the respective tail rotor systems and possible limitations regarding the turning rate of the helicopter.			x	x	x	
LO	Explain and describe the following methods that helicopter designers use to minimise tail rotor drift and roll. - reducing the couple arm (tail rotor on a pylon) - off setting the rotor mast - use of “bias” in cyclic control mechanism			x	x	x	
LO	Explain pitch input mechanisms			x	x	x	
LO	Explain the relationship between tail rotor thrust and engine power.			x	x	x	
LO	Describe how the vertical fin on some helicopters reduces the power demand of the fenestron.			x	x	x	
021 15 02 02	Design and construction						

JAA Administrative & Guidance Material
Section Five: Licensing, Part Two: Procedures

CHAPTER 19: DETAILED THEORETICAL KNOWLEDGE SYLLABUS AND LEARNING OBJECTIVES
 Subject – 021 – Aircraft General Knowledge
 See Appendix 1 to JAR-FCL 1.470 and JAR-FCL 2.470

Syllabus Reference	Syllabus details and associated Learning Objectives	Aeroplane		Helicopter			IR
		ATPL	CPL	ATPL/IR	ATPL	CPL	
LO	List and describe the various tail rotor designs and construction methods used on current helicopters in service.			x	x	x	
021 15 02 03	Adjustment						
LO	Describe the rigging and adjustment of the tail rotor system to obtain optimum position of the pilots' yaw pedals			x	x	x	
021 16 00 00	HELICOPTER: TRANSMISSION						
021 16 01 00	Main gear box						
021 16 01 01	Different types, design, operation, limitations						
LO	Describe the following main principles of helicopter transmission systems for single and twin engine helicopters: - drive for the main and tail rotor - accessory drive for the generator/s alternator/s, hydraulic and oil pumps, oil cooler/s and tachometers			x	x	x	
LO	Describe the reason for limitations on multi engine helicopter transmissions in various engine out situations.			x	x	x	
LO	Describe how the passive vibration control works with gearbox mountings.			x	x	x	
021 16 02 00	Rotor brake						
LO	Describe the main function of the disc type of rotor brake			x	x	x	
LO	Describe both hydraulic and cable operated rotor brake systems.			x	x	x	
LO	Describe the different options for the location of the rotor brake.			x	x	x	

JAA Administrative & Guidance Material
Section Five: Licensing, Part Two: Procedures

CHAPTER 19: DETAILED THEORETICAL KNOWLEDGE SYLLABUS AND LEARNING OBJECTIVES
 Subject – 021 – Aircraft General Knowledge
 See Appendix 1 to JAR-FCL 1.470 and JAR-FCL 2.470

Syllabus Reference	Syllabus details and associated Learning Objectives	Aeroplane		Helicopter		IR	
		ATPL	CPL	ATPL/IR	ATPL		CPL
LO	List the following operational considerations for the use of rotor brakes: - rotor speed at engagement of rotor brake - risk of blade sailing in windy conditions - risk of rotor brake over heating and possible fire when brake is applied above the maximum limit, particularly when spilled hydraulic fluid is present. - avoid stopping blades over jet pipe exhaust with engine running - cockpit annunciation of rotor brake operation			x	x	x	
021 16 03 00	Auxiliary systems						
LO	Explain how the hoist/ winch can be driven by an off-take from the auxiliary gear box.			x	x	x	
LO	Explain how power for the air-conditioning system is taken from the auxiliary gear box.			x	x	x	
021 16 04 00	Drive shaft and associated installation						
LO	Describe how power is transmitted from the engine to the main rotor gearbox.			x	x	x	
LO	Describe the material and construction of the drive shaft.			x	x	x	
LO	Explain the need for alignment between the engine and the main rotor gearbox.			x	x	x	
LO	Identify how temporary misalignment occurs between driving and driven components.			x	x	x	

JAA Administrative & Guidance Material
Section Five: Licensing, Part Two: Procedures

CHAPTER 19: DETAILED THEORETICAL KNOWLEDGE SYLLABUS AND LEARNING OBJECTIVES
 Subject – 021 – Aircraft General Knowledge
 See Appendix 1 to JAR-FCL 1.470 and JAR-FCL 2.470

Syllabus Reference	Syllabus details and associated Learning Objectives	Aeroplane		Helicopter		IR	
		ATPL	CPL	ATPL/IR	ATPL		CPL
	LO Explain the use of: - flexible couplings - Thomas couplings - flexible disc packs - driveshaft support bearings and temperature measurement - subcritical and supercritical driveshafts.			x	x	x	
	LO Explain the relationship between the driveshaft speed and torque.			x	x	x	
	LO Describe the methods in which power is delivered to the tail rotor.			x	x	x	
	LO Describe and identify the construction and materials of tail rotor/Fenestron driveshafts.			x	x	x	
021 16 05 00	Intermediate and tail gear box						
	LO Explain and describe the various arrangements when the drive changes direction and the need for an intermediate or tail gear box.			x	x	x	
	LO Explain the lubrication requirements for intermediate and tail rotor gear boxes and methods of checking levels.			x	x	x	
	LO Explain how on most helicopters the tail rotor gear box contains gearing etc for the tail rotor pitch change mechanism.			x	x	x	
021 16 06 00	Clutches						
	LO Explain the purpose of a clutch.			x	x	x	
	Describe and explain the operation of a : - centrifugal clutch. - actuated clutch.			x	x	x	

JAA Administrative & Guidance Material
Section Five: Licensing, Part Two: Procedures

CHAPTER 19: DETAILED THEORETICAL KNOWLEDGE SYLLABUS AND LEARNING OBJECTIVES
 Subject – 021 – Aircraft General Knowledge
 See Appendix 1 to JAR-FCL 1.470 and JAR-FCL 2.470

Syllabus Reference	Syllabus details and associated Learning Objectives	Aeroplane		Helicopter		IR
		ATPL	CPL	ATPL/IR	ATPL	
LO	List the typical components of the various clutches.			x	x	x
LO	Identify the following methods by which clutch serviceability can be ascertained : - brake shoe dust. - vibration. - main rotor run-down time. - engine speed at time of main rotor engagement. - belt tensioning. - start protection in a belt drive clutch system.			x	x	x
021 16 07 00	Freewheels					
LO	Explain the purpose of a freewheel.			x	x	x
LO	Describe and explain the operation of a : - cam and roller type freewheel. - sprag clutch type freewheel.			x	x	x
LO	List the typical components of the various freewheels.			x	x	x
LO	Identify the various locations of freewheels in power plant and transmission systems.			x	x	x
LO	Explain the implications regarding the engagement and disengagement of the freewheel.			x	x	x
021 17 00 00	HELICOPTER: BLADES					
021 17 01 00	Main rotor blade					
021 17 01 01	Design, construction					
LO	Describe the different type of blade construction and the need for torsional stiffness.			x	x	x
LO	Describe the principles of heating systems/pads on some blades for anti/de-icing.			x	x	x

JAA Administrative & Guidance Material
Section Five: Licensing, Part Two: Procedures

CHAPTER 19: DETAILED THEORETICAL KNOWLEDGE SYLLABUS AND LEARNING OBJECTIVES
 Subject – 021 – Aircraft General Knowledge
 See Appendix 1 to JAR-FCL 1.470 and JAR-FCL 2.470

Syllabus Reference	Syllabus details and associated Learning Objectives	Aeroplane		Helicopter		IR
		ATPL	CPL	ATPL/IR	ATPL	
021 17 01 02	Structural components and materials					
LO	List the materials used in the construction of main rotor blades.			x	x	x
LO	List the main structural components of a main rotor blade and their function.			x	x	x
021 17 01 03	Stresses					
LO	Describe main rotor blade loading on the ground and in flight.			x	x	x
LO	Describe where the most common stress areas are on rotor blades.			x	x	x
021 17 01 04	Structural limitations					
LO	Explain the structural limitations in terms of bending and rotor RPM.			x	x	x
021 17 01 05	Adjustment					
LO	Explain the use of trim tabs.			x	x	x
021 17 01 06	Tip shape					
LO	Describe the various blade tip shapes used by different manufacturers and compare their advantages and disadvantages.			x	x	x
LO	Describe how on some rotor blade tips, static and dynamic balancing weights are attached to threaded rods and screwed into sockets in the leading edge spar and others in a support embedded into the blade tip.					
021 17 02 00	Tail rotor blade					
021 17 02 01	Design, construction					
LO	Describe the most common design of tail rotor blade construction, consisting of stainless steel shell reinforced by a honeycomb filler and stainless steel leading abrasive strip.			x	x	x

JAA Administrative & Guidance Material
Section Five: Licensing, Part Two: Procedures

CHAPTER 19: DETAILED THEORETICAL KNOWLEDGE SYLLABUS AND LEARNING OBJECTIVES
 Subject – 021 – Aircraft General Knowledge
 See Appendix 1 to JAR-FCL 1.470 and JAR-FCL 2.470

Syllabus Reference	Syllabus details and associated Learning Objectives	Aeroplane		Helicopter		IR	
		ATPL	CPL	ATPL/IR	ATPL		CPL
LO	Explain that ballast weights are located at the inboard trailing edge and tip of blades, the weights used are determined when the blades are manufactured.			x	x	x	
LO	Describe how anti-icing/de-icing systems are designed into the blade construction of some helicopters.			x	x	x	
021 17 02 02	Structural components and materials						
LO	List the materials used in the construction of tail rotor blades.			x	x	x	
LO	List the main structural components of a tail rotor blade and their function.			x	x	x	
021 17 02 03	Stresses						
LO	Describe the tail rotor blade loading on the ground and in flight.			x	x	x	
021 17 02 04	Structural limitations						
LO	Describe the structural limitations of tail rotor blades.			x	x	x	
LO	Describe the method of checking the strike indicators placed on the tip of some tail rotor blades			x	x	x	
021 17 02 05	Adjustment						
LO	Describe the adjustment of yaw pedals in the cockpit, to obtain full control authority of the tail rotor.			x	x	x	

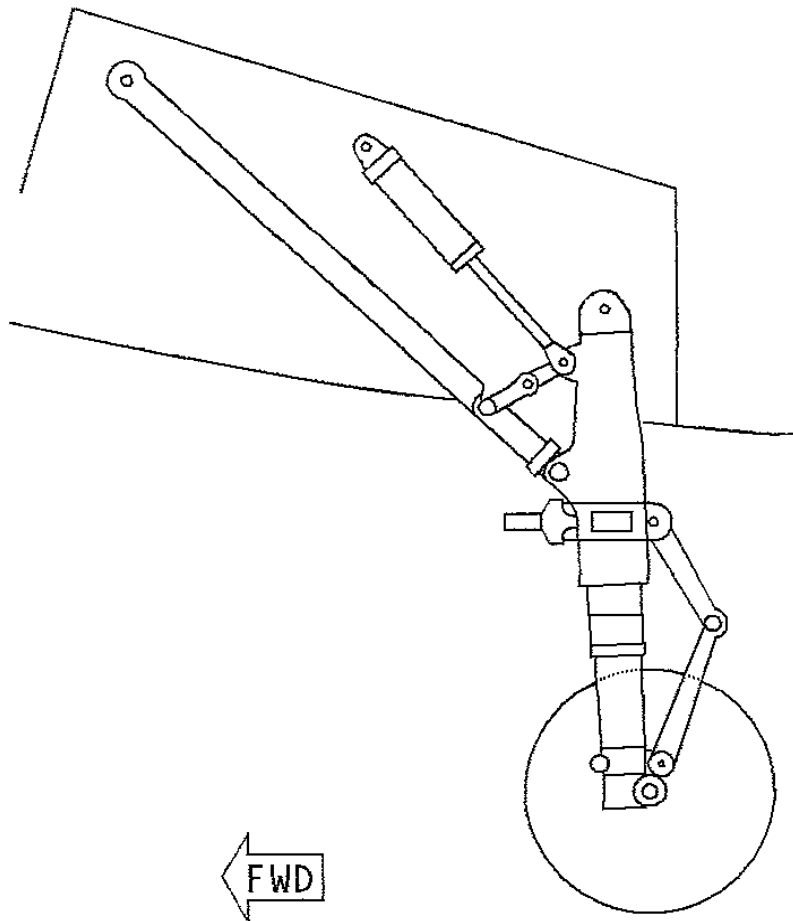
JAA Administrative & Guidance Material
Section Five: Licensing, Part Two: Procedures

CHAPTER 19: DETAILED THEORETICAL KNOWLEDGE SYLLABUS AND LEARNING OBJECTIVES

Subject – 021 – Aircraft General Knowledge

See Appendix 1 to JAR-FCL 1.470 and JAR-FCL 2.470

nose landing gear



JAA Administrative & Guidance Material
Section Five: Licensing, Part Two: Procedures

CHAPTER 19: DETAILED THEORETICAL KNOWLEDGE SYLLABUS AND LEARNING OBJECTIVES

Subject – 021 – Aircraft General Knowledge

See Appendix 1 to JAR-FCL 1.470 and JAR-FCL 2.470

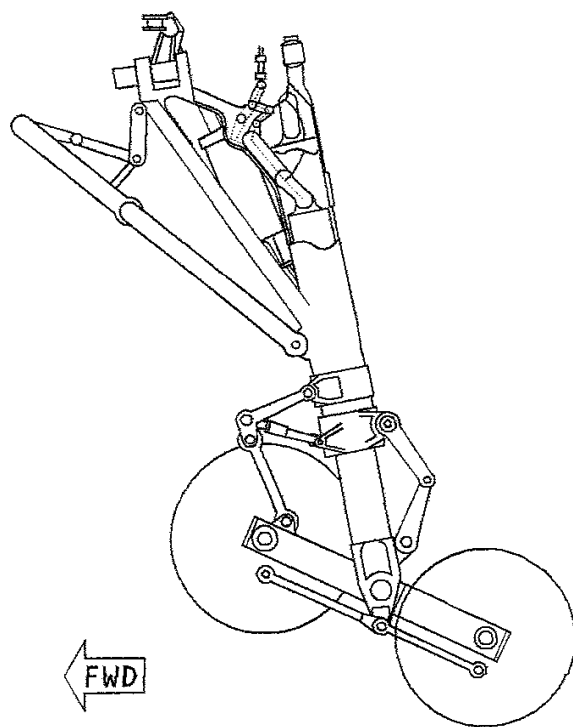
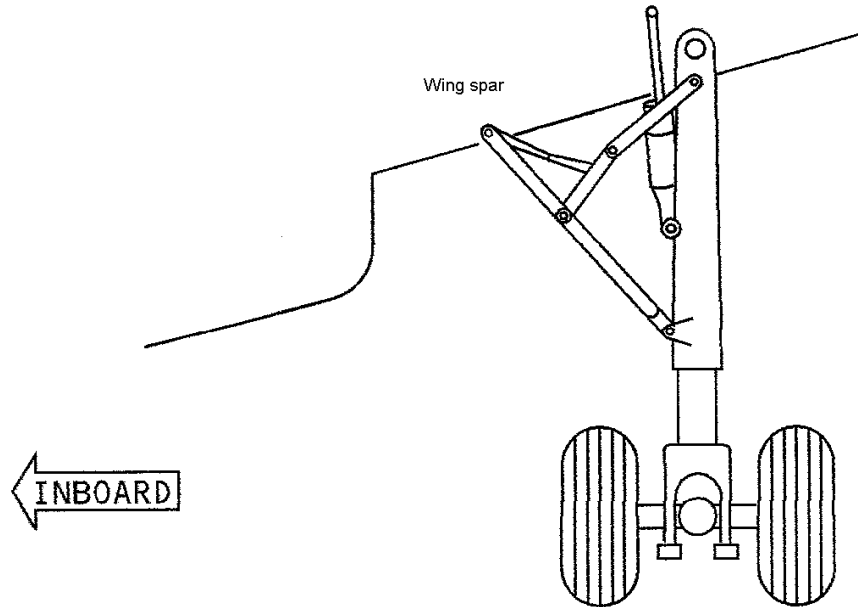
main landing gear

JAA Administrative & Guidance Material
Section Five: Licensing, Part Two: Procedures

CHAPTER 19: DETAILED THEORETICAL KNOWLEDGE SYLLABUS AND LEARNING OBJECTIVES

Subject – 021 – Aircraft General Knowledge

See Appendix 1 to JAR-FCL 1.470 and JAR-FCL 2.470



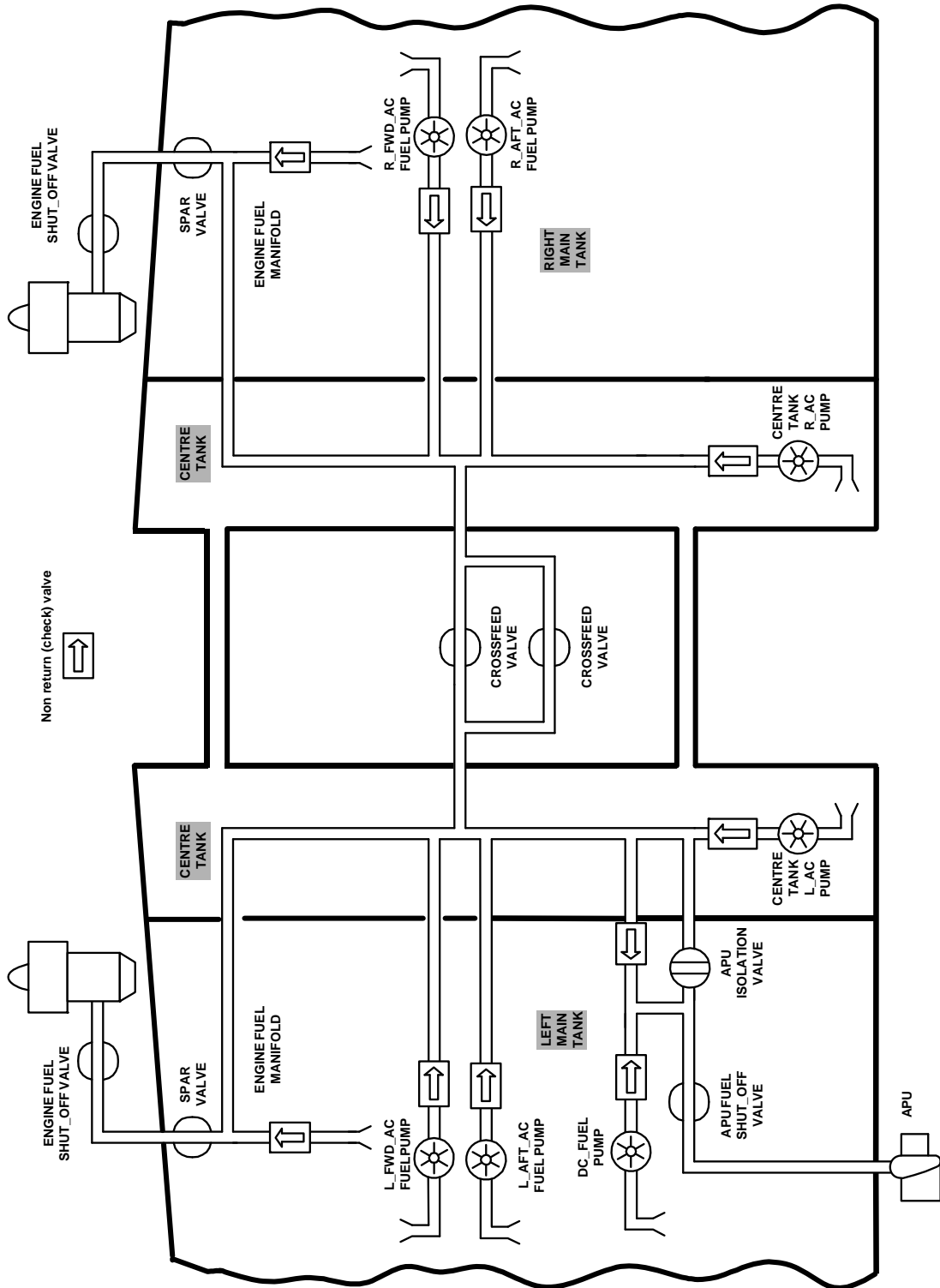
**JAA Administrative & Guidance Material
Section Five: Licensing, Part Two: Procedures**

CHAPTER 19: DETAILED THEORETICAL KNOWLEDGE SYLLABUS AND LEARNING OBJECTIVES

Subject – 021 – Aircraft General Knowledge

See Appendix 1 to JAR-FCL 1.470 and JAR-FCL 2.470

sample fuel system



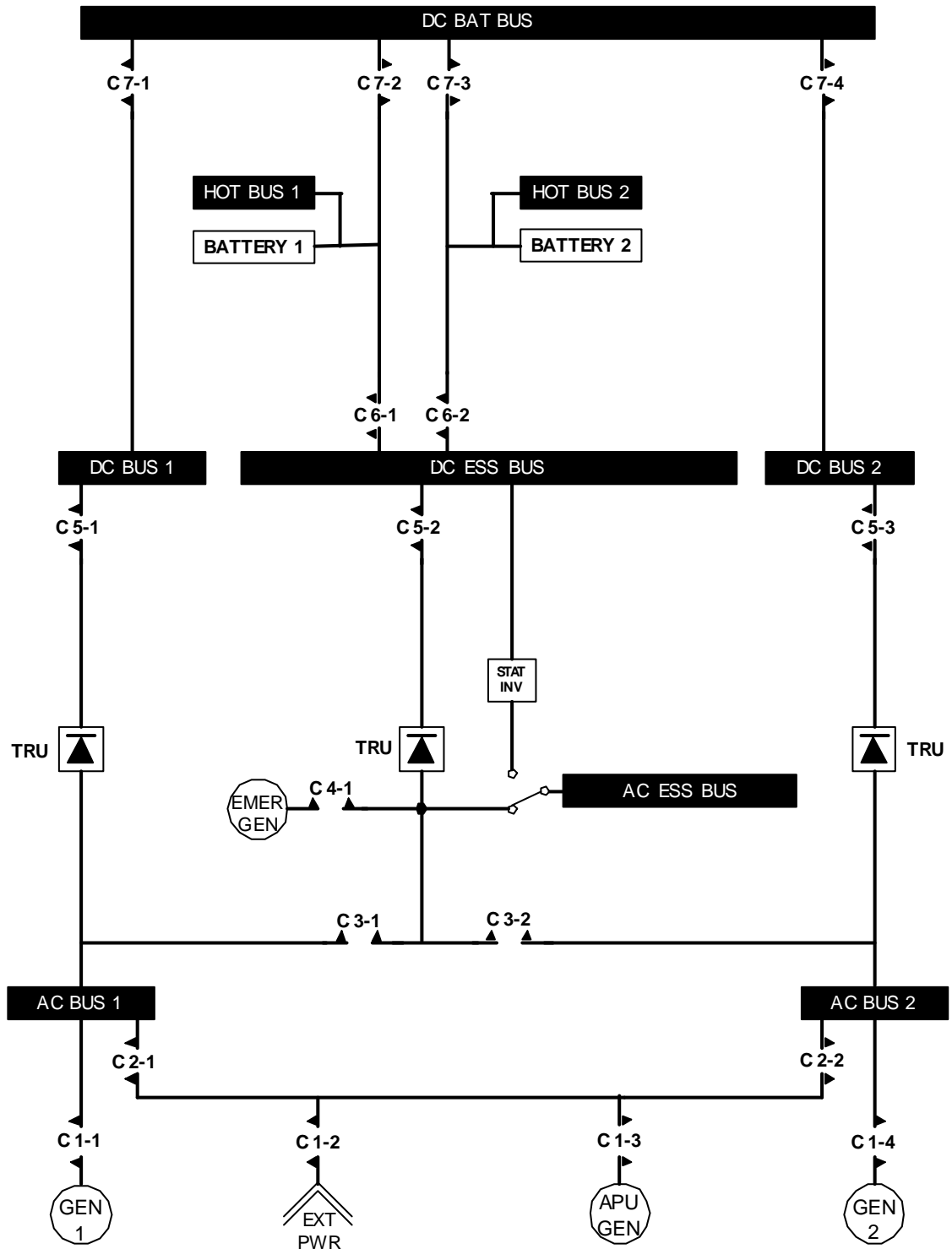
**JAA Administrative & Guidance Material
Section Five: Licensing, Part Two: Procedures**

CHAPTER 19: DETAILED THEORETICAL KNOWLEDGE SYLLABUS AND LEARNING OBJECTIVES

Subject – 021 – Aircraft General Knowledge

See Appendix 1 to JAR-FCL 1.470 and JAR-FCL 2.470

[sample electrical system](#)



JAA Administrative & Guidance Material
Section Five: Licensing, Part Two: Procedures

CHAPTER 19: DETAILED THEORETICAL KNOWLEDGE SYLLABUS AND LEARNING OBJECTIVES

Subject – 021 – Aircraft General Knowledge

See Appendix 1 to JAR-FCL 1.470 and JAR-FCL 2.470

This electrical system cannot be operated in parallel under normal conditions

| END